

2022 Annual Agency Profile - Columbia County-NY (NTD ID 20999)

Mailing Address: 401 STATE ST
HUDSON, NY 12534-1915

Website: <http://www.columbiacountyny.com>

Service Consumed

Annual Unlinked Trips (UPT) 30,533

Service Supplied

Annual Vehicle Revenue Miles (VRM) 126,295

Annual Vehicle Revenue Hours (VRH) 5,784

Vehicles Operated in Maximum Service (VOMS) 4

Assets

Revenue Vehicles 5
Service Vehicles 0
Facilities 0

Modal Characteristics

Mode	Annual Unlinked Passenger Trips	Directly Operated VOMS	Purchased Transportation VOMS	Annual Vehicle Revenue Miles	Annual Vehicle Revenue Hours
Commuter Bus	7,852	0	2	83,971	2,313
Bus	22,681	0	2	42,324	3,471
Total	30,533	0	4	126,295	5,784

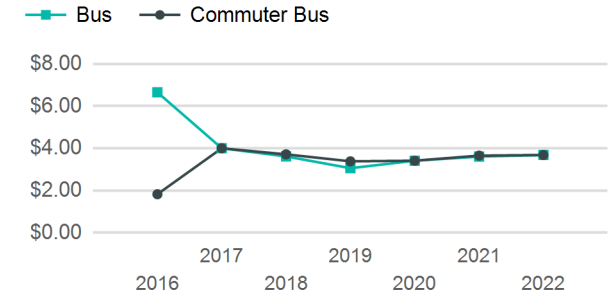
Metrics

Service Efficiency

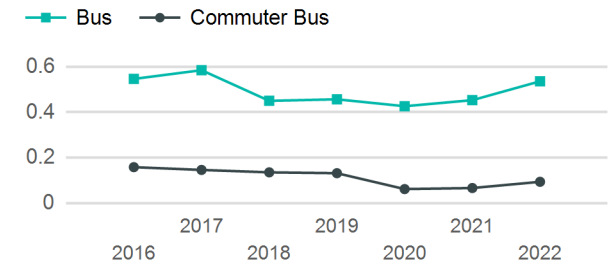
Service Effectiveness

Mode	OE per VRM	OE per VRH	UPT per VRM	UPT per VRH	OE per UPT
Commuter Bus	\$3.68	\$133.73	0.1	3.4	\$39.39
Bus	\$3.68	\$44.92	0.5	6.5	\$6.87
Total	\$3.68	\$80.43	0.2	5.3	\$15.24

Operating Expenses per Vehicle Revenue Mile



Unlinked Passenger Trip per Vehicle Revenue Mile



2022 Annual Agency Profile - Columbia County-NY (NTD ID 20999)

2022 Funding Breakdown

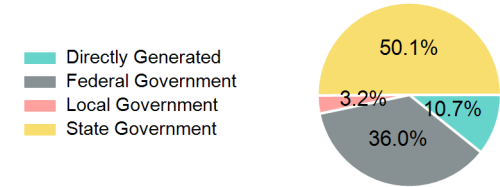
Summary of Operating Expenses (OE)

Mode	Operating Expenses	Fare Revenues
Commuter Bus	\$309,309	\$23,428
Bus	\$155,901	\$26,385
Total	\$465,210	\$49,813

Sources of Operating Funds Expended

Directly Generated	\$49,813
Federal Government	\$167,625
Local Government	\$14,741
State Government	\$233,031
Total Operating Funds Expended	\$465,210

Operating Funding Sources



Capital Funding Sources

Sources of Capital Funds Expended

Directly Generated	\$0
Federal Government	\$0
Local Government	\$0
State Government	\$0
Total Capital Funds Expended	\$0



2022 Asset Management

Transit Asset Management (TAM) Tier: Tier II TAM Sponsor NTD ID: 2R02

Metrics

2022 Performance Measure - Asset - 2023 Target (% not in State of Good Repair)

Equipment - Automobiles - 40%
 Equipment - Trucks and other Rubber Tire Vehicles - 40%
 Facility - Administrative / Maintenance Facilities - 20%
 Facility - Passenger / Parking Facilities - 0%
 Rolling Stock - BR - Over-the-road Bus - 0%
 Rolling Stock - BU - Bus - 22%
 Rolling Stock - CU - Cutaway - 40%
 Rolling Stock - MV - Minivan - 0%
 Rolling Stock - VN - Van - 0%

Mode	Average Fleet Age in Years
Commuter Bus	4.0
Bus	3.0