

2022 Annual Agency Profile - Yates County (NTD ID 21000)

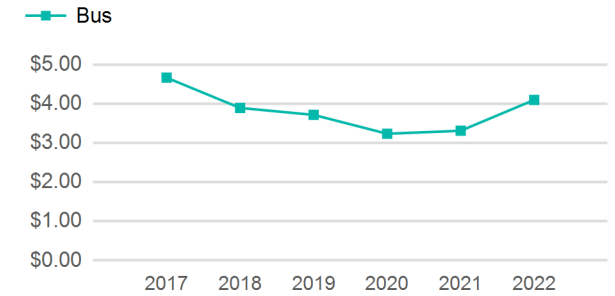
Mailing Address: 416 Liberty Street
Penn Yan, NY 14527

Website: <http://www.yatestransitservice.com>

Service Consumed

Annual Unlinked Trips (UPT) 25,872

Operating Expenses per Vehicle Revenue Mile



Assets

Revenue Vehicles 8
Service Vehicles 0
Facilities 0

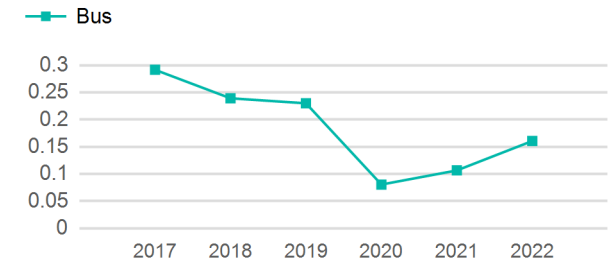
Service Supplied

Annual Vehicle Revenue Miles (VRM) 161,004
Annual Vehicle Revenue Hours (VRH) 6,459
Vehicles Operated in Maximum Service (VOMS) 8

Modal Characteristics

Mode	Annual Unlinked Passenger Trips	Directly Operated VOMS	Purchased Transportation VOMS	Annual Vehicle Revenue Miles	Annual Vehicle Revenue Hours
Bus	25,872	8	0	161,004	6,459
Total	25,872	8	0	161,004	6,459

Unlinked Passenger Trip per Vehicle Revenue Mile



Mode	Service Efficiency		Service Effectiveness		
	OE per VRM	OE per VRH	UPT per VRM	UPT per VRH	OE per UPT
Bus	\$4.10	\$102.14	0.2	4.0	\$25.50
Total	\$4.10	\$102.14	0.2	4.0	\$25.50

2022 Annual Agency Profile - Yates County (NTD ID 21000)

2022 Funding Breakdown

Summary of Operating Expenses (OE)

Mode	Operating Expenses	Fare Revenues
Bus	\$659,710	\$25,872
Total	\$659,710	\$25,872

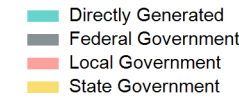
Sources of Operating Funds Expended

Directly Generated	\$25,872
Federal Government	\$50,000
Local Government	\$284,967
State Government	\$298,871
Total Operating Funds Expended	\$659,710

Operating Funding Sources



Capital Funding Sources



Sources of Capital Funds Expended

Directly Generated	\$0
Federal Government	\$221,951
Local Government	\$55,488
State Government	\$0
Total Capital Funds Expended	\$277,439

2022 Asset Management

Transit Asset Management (TAM) Tier	Tier II	TAM Sponsor NTD ID	2R02
--	---------	---------------------------	------

Metrics

2022 Performance Measure - Asset - 2023 Target (% not in State of Good Repair)

Equipment - Automobiles - 40%
Equipment - Trucks and other Rubber Tire Vehicles - 40%
Facility - Administrative / Maintenance Facilities - 20%
Facility - Passenger / Parking Facilities - 0%
Rolling Stock - BR - Over-the-road Bus - 0%
Rolling Stock - BU - Bus - 22%
Rolling Stock - CU - Cutaway - 40%
Rolling Stock - MV - Minivan - 0%
Rolling Stock - VN - Van - 0%

Mode	Average Fleet Age in Years
Bus	5.9