

2022 Annual Agency Profile - Seneca Nation of Indians (NTD ID 22929)

Mailing Address: 90 OHIYO WAY
SALAMANCA, NY 14779-0231

Website: <http://www.sni.org/>

Geographic Coverage

Primary Urbanized/Rural Area: New York Non-UZA
Other Areas Served:

Assets

Revenue Vehicles: 3
Service Vehicles: 0
Facilities: 0

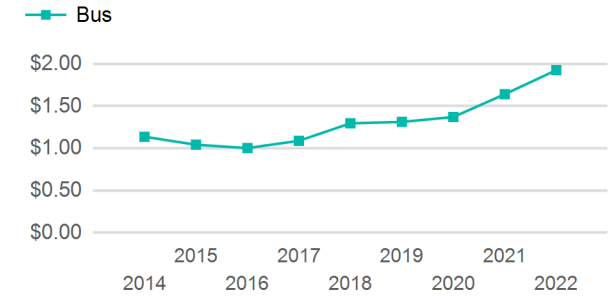
Service Consumed

Annual Unlinked Trips (UPT): 16,784

Service Supplied

Annual Vehicle Revenue Miles (VRM): 229,952
Annual Vehicle Revenue Hours (VRH): 7,364
Vehicles Operated in Maximum Service (VOMS): 2

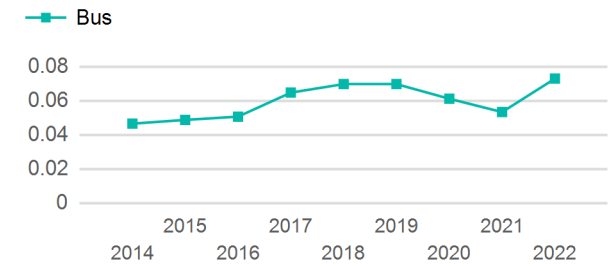
Operating Expenses per Vehicle Revenue Mile



Modal Characteristics

Mode	Annual Unlinked Passenger Trips	Directly Operated VOMS	Purchased Transportation VOMS	Annual Vehicle Revenue Miles	Annual Vehicle Revenue Hours
Bus	16,784	0	2	229,952	7,364
Total	16,784	0	2	229,952	7,364

Unlinked Passenger Trip per Vehicle Revenue Mile



Metrics

Service Efficiency

Service Effectiveness

Mode	OE per VRM	OE per VRH	UPT per VRM	UPT per VRH	OE per UPT
Bus	\$3.85	\$120.29	0.1	2.3	\$52.78
Total	\$3.85	\$120.29	0.1	2.3	\$52.78

2022 Annual Agency Profile - Seneca Nation of Indians (NTD ID 22929)

2022 Funding Breakdown

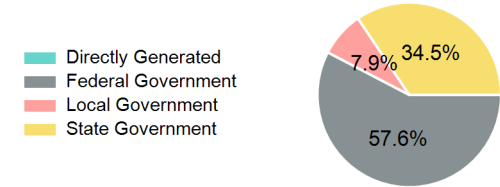
Summary of Operating Expenses (OE)

Mode	Operating Expenses	Fare Revenues
Bus	\$885,844	\$0
Total	\$885,844	\$0

Sources of Operating Funds Expended

Directly Generated	\$0
Federal Government	\$525,503
Local Government	\$72,308
State Government	\$314,361
Total Operating Funds Expended	\$912,172

Operating Funding Sources



Capital Funding Sources

Sources of Capital Funds Expended

Directly Generated	\$0
Federal Government	\$0
Local Government	\$0
State Government	\$0
Total Capital Funds Expended	\$0



2022 Asset Management

Transit Asset Management (TAM) Tier Tier II

TAM Sponsor NTD ID

Metrics

2022 Performance Measure - Asset - 2023 Target (% not in State of Good Repair)

Rolling Stock - CU - Cutaway - 0%

Mode	Average Fleet Age in Years
Bus	3.0