

2022 Annual Agency Profile - National Capital Region Transportation Planning Board (NTD ID 30106)

Mailing Address: 777 N CAPITOL ST NE
WASHINGTON, DC 20002-4239

Website: <http://www.mwccog.org/>

Geographic Coverage

Primary Urbanized/Rural Area Washington--Arlington, DC--VA--MD
Service Area Population 9,417,146
Service Area Sq. Miles 4,720
Other Areas Served:
 Maryland Non-UZA, Baltimore, MD, Frederick, MD

Assets

Revenue Vehicles 8
Service Vehicles 0
Facilities 6

Service Consumed

Annual Unlinked Trips (UPT) 7,574

Service Supplied

Annual Vehicle Revenue Miles (VRM) 90,340
Annual Vehicle Revenue Hours (VRH) 2,476
Vehicles Operated in Maximum Service (VOMS) 8

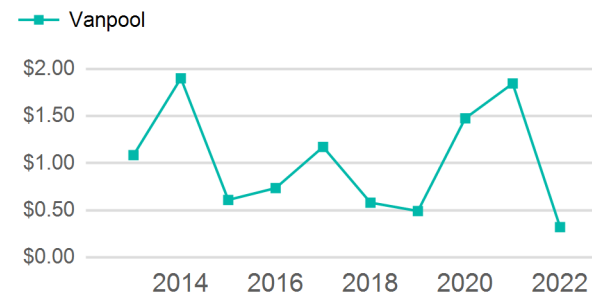
Modal Characteristics

Mode	Annual Unlinked Passenger Trips	Directly Operated VOMS	Purchased Transportation VOMS	Annual Vehicle Revenue Miles	Annual Vehicle Revenue Hours
Vanpool	7,574	0	8	90,340	2,476
Total	7,574	0	8	90,340	2,476

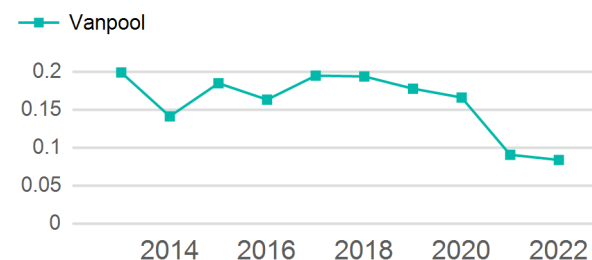
Metrics

Mode	Service Efficiency		Service Effectiveness		
	OE per VRM	OE per VRH	UPT per VRM	UPT per VRH	OE per UPT
Vanpool	\$0.32	\$11.76	0.1	3.1	\$3.84
Total	\$0.32	\$11.76	0.1	3.1	\$3.84

Operating Expenses per Vehicle Revenue Mile



Unlinked Passenger Trip per Vehicle Revenue Mile



2022 Annual Agency Profile - National Capital Region Transportation Planning Board (NTD ID 30106)

2022 Funding Breakdown

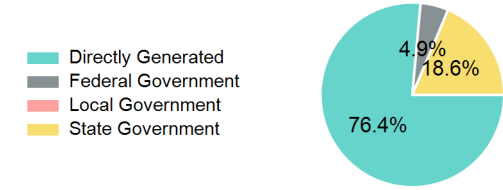
Summary of Operating Expenses (OE)

Mode	Operating Expenses	Fare Revenues
Vanpool	\$29,118	\$85,638
Total	\$29,118	\$85,638

Sources of Operating Funds Expended

Directly Generated	\$85,638
Federal Government	\$5,541
Local Government	\$0
State Government	\$20,846
Total Operating Funds Expended	\$112,025

Operating Funding Sources



Capital Funding Sources



Sources of Capital Funds Expended

Directly Generated	\$0
Federal Government	\$0
Local Government	\$0
State Government	\$0
Total Capital Funds Expended	\$0

2022 Asset Management

Transit Asset Management (TAM) Tier Tier II

TAM Sponsor NTD ID

Metrics

2022 Performance Measure - Asset - 2023 Target
(% not in State of Good Repair)

Mode	Average Fleet Age in Years
Vanpool	1.4