

2022 Annual Agency Profile - Town of Altavista (NTD ID 30157)

Mailing Address: 510 7TH ST
ALTAVISTA, VA 24517-1816

Website: <http://www.altavistava.gov>

Service Consumed

Annual Unlinked Trips (UPT) 14,878

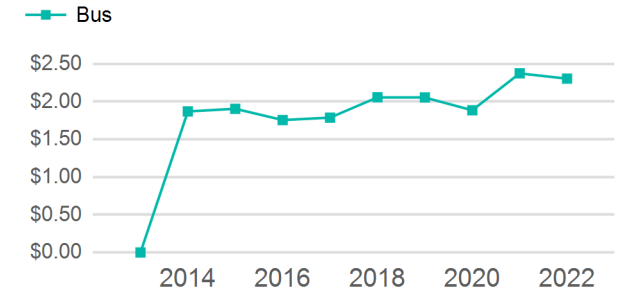
Service Supplied

Annual Vehicle Revenue Miles (VRM) 48,696

Annual Vehicle Revenue Hours (VRH) 3,043

Vehicles Operated in Maximum Service (VOMS) 2

Operating Expenses per Vehicle Revenue Mile



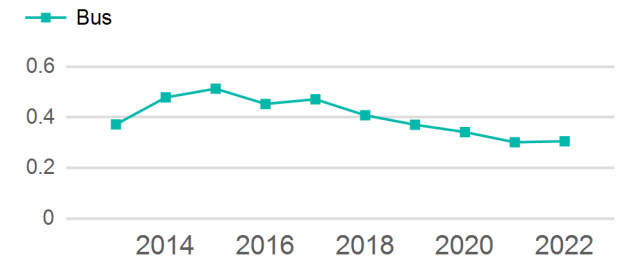
Assets

Revenue Vehicles 2
Service Vehicles 1
Facilities 0

Modal Characteristics

Mode	Annual Unlinked Passenger Trips	Directly Operated VOMS	Purchased Transportation VOMS	Annual Vehicle Revenue Miles	Annual Vehicle Revenue Hours
Bus	14,878	2	0	48,696	3,043
Total	14,878	2	0	48,696	3,043

Unlinked Passenger Trip per Vehicle Revenue Mile



Metrics

Service Efficiency

Service Effectiveness

Mode	OE per VRM	OE per VRH	UPT per VRM	UPT per VRH	OE per UPT
Bus	\$2.30	\$36.87	0.3	4.9	\$7.54
Total	\$2.30	\$36.87	0.3	4.9	\$7.54

2022 Annual Agency Profile - Town of Altavista (NTD ID 30157)

2022 Funding Breakdown

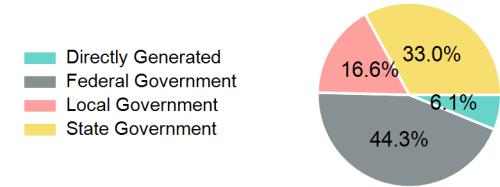
Summary of Operating Expenses (OE)

Mode	Operating Expenses	Fare Revenues
Bus	\$112,204	\$4,368
Total	\$112,204	\$4,368

Sources of Operating Funds Expended

Directly Generated	\$6,868
Federal Government	\$49,684
Local Government	\$18,619
State Government	\$37,033
Total Operating Funds Expended	\$112,204


Operating Funding Sources



Sources of Capital Funds Expended

Directly Generated	\$0
Federal Government	\$4,040
Local Government	\$202
State Government	\$808
Total Capital Funds Expended	\$5,050

Capital Funding Sources



2022 Asset Management

Transit Asset Management (TAM) Tier	Tier II	TAM Sponsor NTD ID	3R06
--	---------	---------------------------	------

Metrics

2022 Performance Measure - Asset - 2023 Target (% not in State of Good Repair)

- Equipment - Automobiles - 30%
- Equipment - Trucks and other Rubber Tire Vehicles - 30%
- Facility - Administrative / Maintenance Facilities - 10%
- Facility - Passenger / Parking Facilities - 15%
- Rolling Stock - AB - Articulated Bus - 5%
- Rolling Stock - BR - Over-the-road Bus - 15%
- Rolling Stock - BU - Bus - 15%
- Rolling Stock - CU - Cutaway - 10%
- Rolling Stock - MV - Minivan - 20%
- Rolling Stock - VN - Van - 20%

Mode	Average Fleet Age in Years
Bus	6.0