

2022 Annual Agency Profile - Little Kanawha Transit Authority (NTD ID 30162)

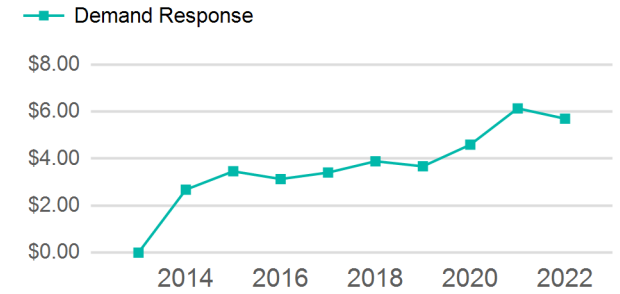
Mailing Address: 6162 S. CALHOUN HIGHWAY
MOUNT ZION, WV 26151

Website: <http://www.littlekanawhabus.com/>

Service Consumed

Annual Unlinked Trips (UPT) 31,546

Operating Expenses per Vehicle Revenue Mile



Assets

Revenue Vehicles	14
Service Vehicles	2
Facilities	1

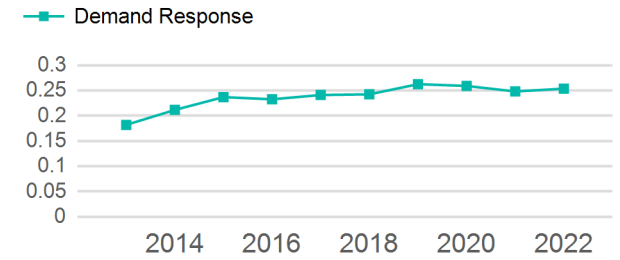
Service Supplied

Annual Vehicle Revenue Miles (VRM)	124,330
Annual Vehicle Revenue Hours (VRH)	14,058
Vehicles Operated in Maximum Service (VOMS)	10

Modal Characteristics

Mode	Annual Unlinked Passenger Trips	Directly Operated VOMS	Purchased Transportation VOMS	Annual Vehicle Revenue Miles	Annual Vehicle Revenue Hours
Demand Response	31,546	10	0	124,330	14,058
Total	31,546	10	0	124,330	14,058

Unlinked Passenger Trip per Vehicle Revenue Mile



Metrics

Service Efficiency

Service Effectiveness

Mode	OE per VRM	OE per VRH	UPT per VRM	UPT per VRH	OE per UPT
Demand Response	\$5.70	\$50.38	0.3	2.2	\$22.45
Total	\$5.70	\$50.38	0.3	2.2	\$22.45

2022 Annual Agency Profile - Little Kanawha Transit Authority (NTD ID 30162)

2022 Funding Breakdown

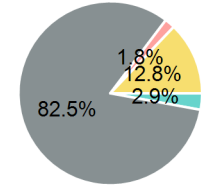
Summary of Operating Expenses (OE)

Mode	Operating Expenses	Fare Revenues
Demand Response	\$708,288	\$20,140
Total	\$708,288	\$20,140

Sources of Operating Funds Expended

Directly Generated	\$20,431
Federal Government	\$583,988
Local Government	\$12,869
State Government	\$91,000
Total Operating Funds Expended	\$708,288

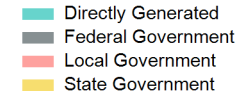
Operating Funding Sources



Capital Funding Sources

Sources of Capital Funds Expended

Directly Generated	\$0
Federal Government	\$0
Local Government	\$0
State Government	\$0
Total Capital Funds Expended	\$0



2022 Asset Management

Transit Asset Management (TAM) Tier Tier II **TAM Sponsor NTD ID** 3R05

Metrics

2022 Performance Measure - Asset - 2023 Target (% not in State of Good Repair)

Equipment - Automobiles - 23%
 Equipment - Trucks and other Rubber Tire Vehicles - 35%
 Facility - Administrative / Maintenance Facilities - 0%
 Facility - Passenger / Parking Facilities - 0%
 Rolling Stock - AO - Automobile - 21%
 Rolling Stock - BU - Bus - 16%
 Rolling Stock - CU - Cutaway - 13%
 Rolling Stock - MV - Minivan - 17%
 Rolling Stock - OR - Other - 0%
 Rolling Stock - SV - Sports Utility Vehicle - 22%
 Rolling Stock - VN - Van - 22%

Mode	Average Fleet Age in Years
Demand Response	6.4