

2022 Annual Agency Profile - County of Carbon dba Carbon County Community Transit (NTD ID 30167)

Mailing Address: 2 HADZARD SQURE
JIM THORPE, PA 18229

Website: <http://www.carbontransit.com>

Geographic Coverage

Primary Urbanized/Rural Area Allentown--Bethlehem, PA--NJ
 Service Area Population 64,330
 Service Area Sq. Miles 381
 Other Areas Served:
 Pennsylvania Non-UZA

Assets

Revenue Vehicles 14
 Service Vehicles 0
 Facilities 0

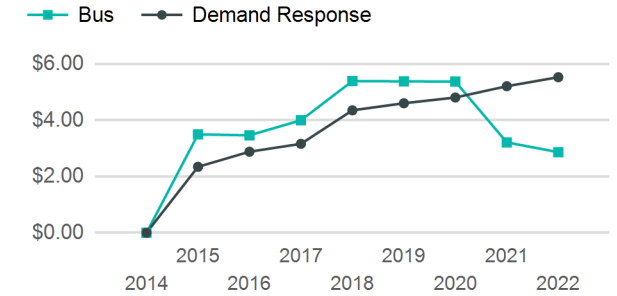
Service Consumed

Annual Unlinked Trips (UPT) 28,607

Service Supplied

Annual Vehicle Revenue Miles (VRM) 298,826
 Annual Vehicle Revenue Hours (VRH) 16,584
 Vehicles Operated in Maximum Service (VOMS) 14

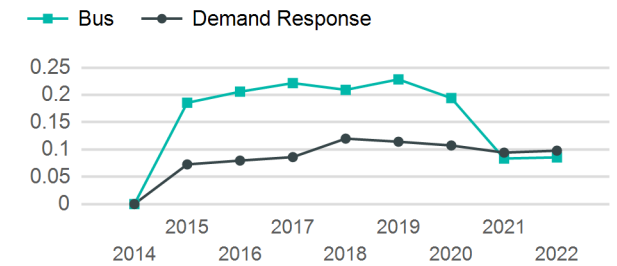
Operating Expenses per Vehicle Revenue Mile



Modal Characteristics

Mode	Annual Unlinked Passenger Trips	Directly Operated VOMS	Purchased Transportation VOMS	Annual Vehicle Revenue Miles	Annual Vehicle Revenue Hours
Demand Response	24,012	0	12	245,157	14,328
Bus	4,595	0	2	53,669	2,256
Total	28,607	0	14	298,826	16,584

Unlinked Passenger Trip per Vehicle Revenue Mile



Metrics

Service Efficiency

Service Effectiveness

Mode	OE per VRM	OE per VRH	UPT per VRM	UPT per VRH	OE per UPT
Demand Response	\$5.53	\$94.56	0.1	1.7	\$56.43
Bus	\$2.86	\$68.11	0.1	2.0	\$33.44
Total	\$5.05	\$90.96	0.1	1.7	\$52.73

2022 Annual Agency Profile - County of Carbon dba Carbon County Community Transit (NTD ID 30167)

2022 Funding Breakdown

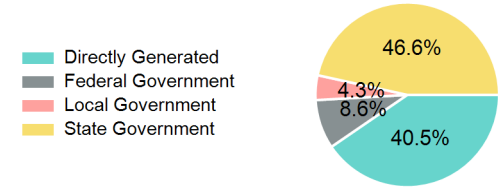
Summary of Operating Expenses (OE)

Mode	Operating Expenses	Fare Revenues
Demand Response	\$1,354,879	\$629,832
Bus	\$153,667	\$1,978
Total	\$1,508,546	\$631,810

Sources of Operating Funds Expended

Directly Generated	\$631,828
Federal Government	\$134,407
Local Government	\$67,486
State Government	\$726,893
Total Operating Funds Expended	\$1,560,614

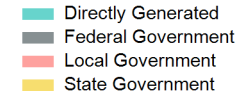
Operating Funding Sources



Capital Funding Sources

Sources of Capital Funds Expended

Directly Generated	\$0
Federal Government	\$0
Local Government	\$0
State Government	\$0
Total Capital Funds Expended	\$0



2022 Asset Management

Transit Asset Management (TAM) Tier: Tier II TAM Sponsor NTD ID: 3R04

Metrics

2022 Performance Measure - Asset - 2023 Target (% not in State of Good Repair)

Mode	Average Fleet Age in Years
Demand Response	4.8
Bus	4.5