

# 2022 Annual Agency Profile - Preston County Sr. Cit, Inc. dba Buckwheat Express (NTD ID 30190)

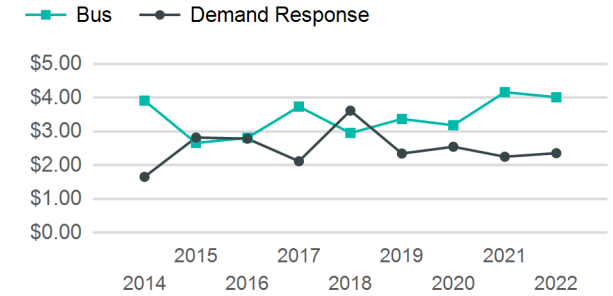
Mailing Address: 108 SENIOR CENTER DR  
KINGWOOD, WV 26537

Website: <http://www.buckwheatexpress.com/>

## Service Consumed

Annual Unlinked Trips (UPT) 16,435

## Operating Expenses per Vehicle Revenue Mile



## Assets

Revenue Vehicles	27
Service Vehicles	2
Facilities	1

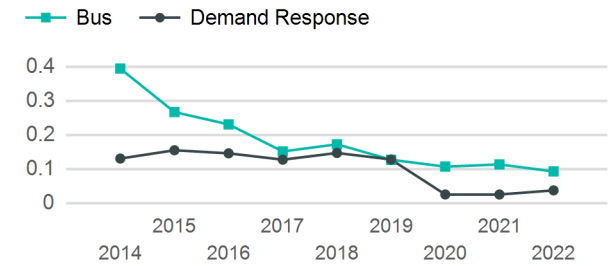
## Service Supplied

Annual Vehicle Revenue Miles (VRM)	273,338
Annual Vehicle Revenue Hours (VRH)	16,365
Vehicles Operated in Maximum Service (VOMS)	20

## Modal Characteristics

Mode	Annual Unlinked Passenger Trips	Directly Operated VOMS	Purchased Transportation VOMS	Annual Vehicle Revenue Miles	Annual Vehicle Revenue Hours
Demand Response	5,966	11	0	160,360	7,653
Bus	10,469	9	0	112,978	8,712
<b>Total</b>	<b>16,435</b>	<b>20</b>	<b>0</b>	<b>273,338</b>	<b>16,365</b>

## Unlinked Passenger Trip per Vehicle Revenue Mile



## Metrics

### Service Efficiency

### Service Effectiveness

Mode	OE per VRM	OE per VRH	UPT per VRM	UPT per VRH	OE per UPT
Demand Response	\$2.36	\$49.36	0.0	0.8	\$63.32
Bus	\$4.01	\$52.04	0.1	1.2	\$43.31
<b>Total</b>	<b>\$3.04</b>	<b>\$50.79</b>	<b>0.1</b>	<b>1.0</b>	<b>\$50.57</b>

# 2022 Annual Agency Profile - Preston County Sr. Cit, Inc. dba Buckwheat Express (NTD ID 30190)

## 2022 Funding Breakdown

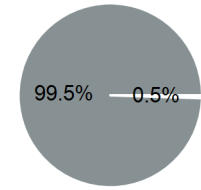
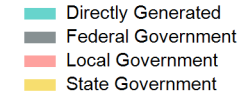
### Summary of Operating Expenses (OE)

Mode	Operating Expenses	Fare Revenues
Demand Response	\$377,776	\$1,020
Bus	\$453,415	\$3,121
<b>Total</b>	<b>\$831,191</b>	<b>\$4,141</b>

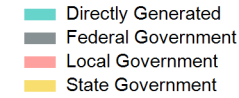
### Sources of Operating Funds Expended

Directly Generated	\$4,141
Federal Government	\$827,050
Local Government	\$0
State Government	\$0
<b>Total Operating Funds Expended</b>	<b>\$831,191</b>

### Operating Funding Sources



### Capital Funding Sources



### Sources of Capital Funds Expended

Directly Generated	\$0
Federal Government	\$0
Local Government	\$0
State Government	\$0
<b>Total Capital Funds Expended</b>	<b>\$0</b>

## 2022 Asset Management

Transit Asset Management (TAM) Tier Tier II TAM Sponsor NTD ID 3R05

### Metrics

### 2022 Performance Measure - Asset - 2023 Target (% not in State of Good Repair)

Equipment - Automobiles - 23%  
 Equipment - Trucks and other Rubber Tire Vehicles - 35%  
 Facility - Administrative / Maintenance Facilities - 0%  
 Facility - Passenger / Parking Facilities - 0%  
 Rolling Stock - AO - Automobile - 21%  
 Rolling Stock - BU - Bus - 16%  
 Rolling Stock - CU - Cutaway - 13%  
 Rolling Stock - MV - Minivan - 17%  
 Rolling Stock - OR - Other - 0%  
 Rolling Stock - SV - Sports Utility Vehicle - 22%  
 Rolling Stock - VN - Van - 22%

Mode	Average Fleet Age in Years
Demand Response	6.2
Bus	5.6