

2022 Annual Agency Profile - City of Radford (NTD ID 30200)

Mailing Address: 10 Robertson Street
Radford, VA 24141

Website: <http://www.radfordtransit.com>

Geographic Coverage

Primary Urbanized/Rural Area Blacksburg--Christiansburg, VA
Service Area Population 18,545
Service Area Sq. Miles 10
Other Areas Served:
 Virginia Non-UZA

Assets

Revenue Vehicles 20
Service Vehicles 4
Facilities 0

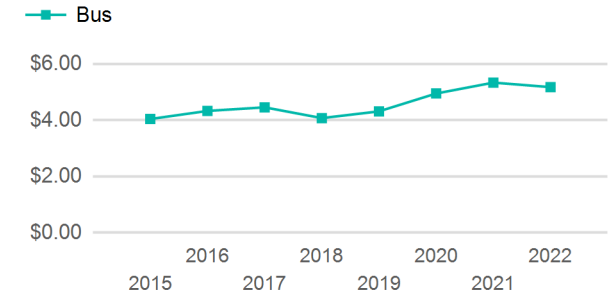
Service Consumed

Annual Unlinked Trips (UPT) 129,679

Service Supplied

Annual Vehicle Revenue Miles (VRM) 323,215
Annual Vehicle Revenue Hours (VRH) 33,059
Vehicles Operated in Maximum Service (VOMS) 11

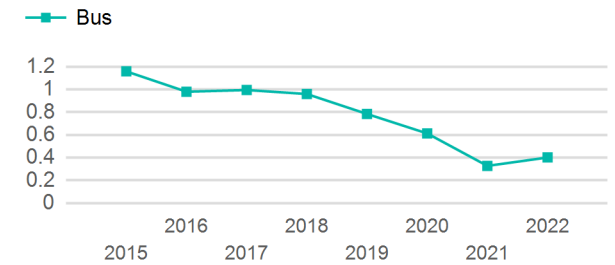
Operating Expenses per Vehicle Revenue Mile



Modal Characteristics

Mode	Annual Unlinked Passenger Trips	Directly Operated VOMS	Purchased Transportation VOMS	Annual Vehicle Revenue Miles	Annual Vehicle Revenue Hours
Bus	129,679	0	11	323,215	33,059
Total	129,679	0	11	323,215	33,059

Unlinked Passenger Trip per Vehicle Revenue Mile



Mode	Service Efficiency		Service Effectiveness		
	OE per VRM	OE per VRH	UPT per VRM	UPT per VRH	OE per UPT
Bus	\$5.17	\$50.58	0.4	3.9	\$12.89
Total	\$5.17	\$50.58	0.4	3.9	\$12.89

2022 Annual Agency Profile - City of Radford (NTD ID 30200)

2022 Funding Breakdown

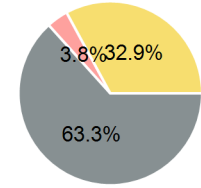
Summary of Operating Expenses (OE)

Mode	Operating Expenses	Fare Revenues
Bus	\$1,672,083	\$0
Total	\$1,672,083	\$0

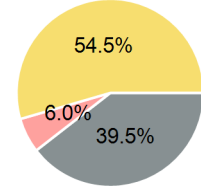
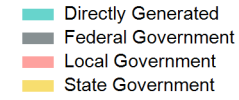
Sources of Operating Funds Expended

Directly Generated	\$0
Federal Government	\$1,058,482
Local Government	\$63,303
State Government	\$550,298
Total Operating Funds Expended	\$1,672,083

Operating Funding Sources



Capital Funding Sources



Sources of Capital Funds Expended

Directly Generated	\$0
Federal Government	\$413,468
Local Government	\$62,939
State Government	\$570,151
Total Capital Funds Expended	\$1,046,558

2022 Asset Management

Transit Asset Management (TAM) Tier	Tier II	TAM Sponsor NTD ID	3R06
-------------------------------------	---------	--------------------	------

Metrics

2022 Performance Measure - Asset - 2023 Target
(% not in State of Good Repair)

Mode	Average Fleet Age in Years
Bus	5.5