

2022 Annual Agency Profile - York County (NTD ID 30203)

Mailing Address: 201 Operations Drive
Yorktown, VA 23690

Website: <https://www.visityorktown.org/260/trolley-parking>

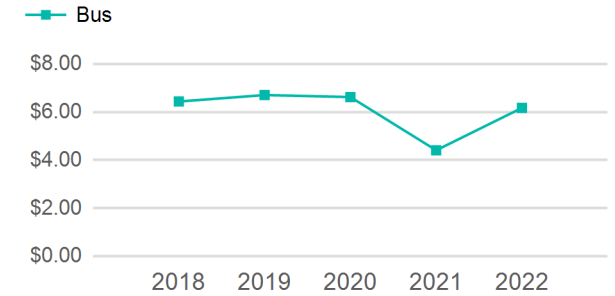
Geographic Coverage

Primary Urbanized/Rural Area Virginia Beach--Norfolk, VA
Service Area Population 211
Service Area Sq. Miles 1
Other Areas Served:

Service Consumed

Annual Unlinked Trips (UPT) 60,494

Operating Expenses per Vehicle Revenue Mile



Assets

Revenue Vehicles 3
Service Vehicles 0
Facilities 0

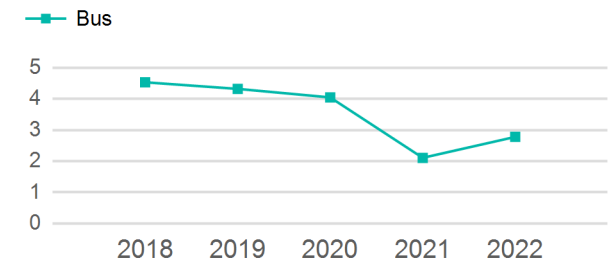
Service Supplied

Annual Vehicle Revenue Miles (VRM) 21,771
Annual Vehicle Revenue Hours (VRH) 2,744
Vehicles Operated in Maximum Service (VOMS) 3

Modal Characteristics

Mode	Annual Unlinked Passenger Trips	Directly Operated VOMS	Purchased Transportation VOMS	Annual Vehicle Revenue Miles	Annual Vehicle Revenue Hours
Bus	60,494	3	0	21,771	2,744
Total	60,494	3	0	21,771	2,744

Unlinked Passenger Trip per Vehicle Revenue Mile



Mode	Service Efficiency		Service Effectiveness		
	OE per VRM	OE per VRH	UPT per VRM	UPT per VRH	OE per UPT
Bus	\$6.17	\$48.97	2.8	22.0	\$2.22
Total	\$6.17	\$48.97	2.8	22.0	\$2.22

2022 Annual Agency Profile - York County (NTD ID 30203)

2022 Funding Breakdown

Summary of Operating Expenses (OE)

Mode	Operating Expenses	Fare Revenues
Bus	\$134,364	\$0
Total	\$134,364	\$0

Sources of Operating Funds Expended

Directly Generated	\$0
Federal Government	\$0
Local Government	\$134,364
State Government	\$0
Total Operating Funds Expended	\$134,364

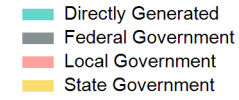
Operating Funding Sources



Capital Funding Sources

Sources of Capital Funds Expended

Directly Generated	\$0
Federal Government	\$0
Local Government	\$0
State Government	\$0
Total Capital Funds Expended	\$0



2022 Asset Management

Transit Asset Management (TAM) Tier Tier II TAM Sponsor NTD ID 3R06

Metrics

2022 Performance Measure - Asset - 2023 Target (% not in State of Good Repair)

Mode	Average Fleet Age in Years
Bus	4.7