

2022 Annual Agency Profile - Pee Dee Regional Transportation Authority (NTD ID 40056)

Mailing Address: 313 S STADIUM RD
FLORENCE, SC 29506-3912

Website: <http://www.pdrta.org/>

Geographic Coverage

Primary Urbanized/Rural Area Florence, SC
Service Area Population 335,620
Service Area Sq. Miles 3,563
Other Areas Served:
 South Carolina Non-UZA

Assets

Revenue Vehicles 43
Service Vehicles 3
Facilities 2

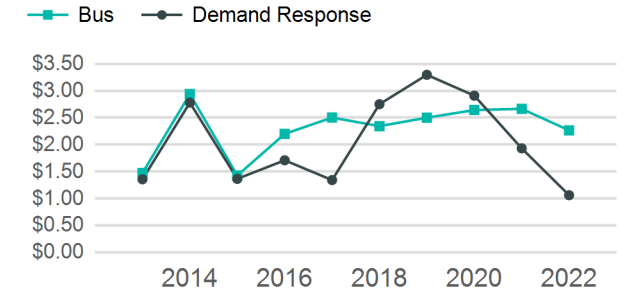
Service Consumed

Annual Unlinked Trips (UPT) 254,881

Service Supplied

Annual Vehicle Revenue Miles (VRM) 938,865
Annual Vehicle Revenue Hours (VRH) 54,160
Vehicles Operated in Maximum Service (VOMS) 29

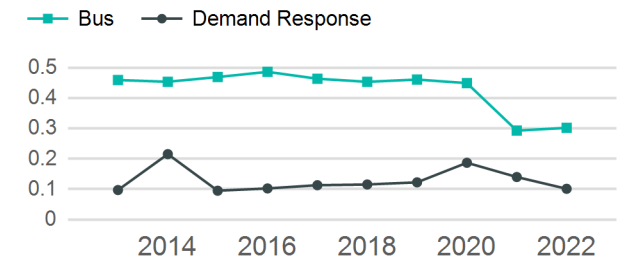
Operating Expenses per Vehicle Revenue Mile



Modal Characteristics

Mode	Annual Unlinked Passenger Trips	Directly Operated VOMS	Purchased Transportation VOMS	Annual Vehicle Revenue Miles	Annual Vehicle Revenue Hours
Demand Response	14,523	8	0	143,156	8,530
Bus	240,358	21	0	795,709	45,630
Total	254,881	29	0	938,865	54,160

Unlinked Passenger Trip per Vehicle Revenue Mile



Metrics

Service Efficiency

Service Effectiveness

Mode	OE per VRM	OE per VRH	UPT per VRM	UPT per VRH	OE per UPT
Demand Response	\$4.24	\$71.08	0.1	1.7	\$41.75
Bus	\$4.15	\$72.45	0.3	5.3	\$13.75
Total	\$4.17	\$72.23	0.3	4.7	\$15.35

2022 Annual Agency Profile - Pee Dee Regional Transportation Authority (NTD ID 40056)

2022 Funding Breakdown

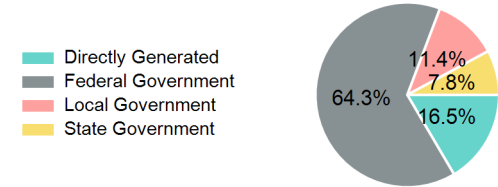
Summary of Operating Expenses (OE)

Mode	Operating Expenses	Fare Revenues
Demand Response	\$606,306	\$2,127
Bus	\$3,305,672	\$201,576
Total	\$3,911,978	\$203,703

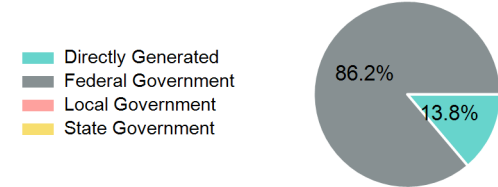
Sources of Operating Funds Expended

Directly Generated	\$645,389
Federal Government	\$2,515,212
Local Government	\$444,350
State Government	\$307,027
Total Operating Funds Expended	\$3,911,978

Operating Funding Sources



Capital Funding Sources



Sources of Capital Funds Expended

Directly Generated	\$106,340
Federal Government	\$663,104
Local Government	\$0
State Government	\$0
Total Capital Funds Expended	\$769,444

2022 Asset Management

Transit Asset Management (TAM) Tier	Tier II	TAM Sponsor NTD ID	4R07
--	---------	---------------------------	------

Metrics

2022 Performance Measure - Asset - 2023 Target (% not in State of Good Repair)

Mode	Average Fleet Age in Years
Demand Response	6.5
Bus	7.1