

2022 Annual Agency Profile - City of Anderson dba Electric City Transit (NTD ID 40081)

Mailing Address: 401 S MAIN ST
ANDERSON, SC 29624-2301

Website: <https://www.cityofandersonsc.com/transit/>

Geographic Coverage

Primary Urbanized/Rural Area Anderson--Clemson, SC
Service Area Population 27,293
Service Area Sq. Miles 15
Other Areas Served:
 South Carolina Non-UZA

Assets

Revenue Vehicles 11
Service Vehicles 2
Facilities 2

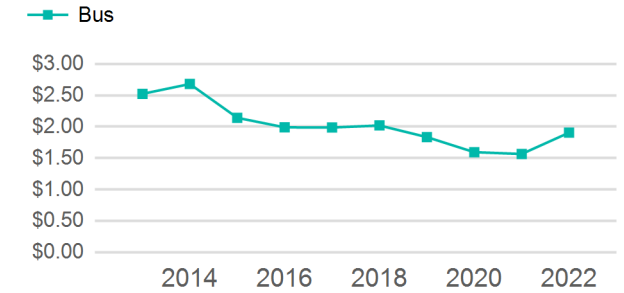
Service Consumed

Annual Unlinked Trips (UPT) 141,758

Service Supplied

Annual Vehicle Revenue Miles (VRM) 206,201
Annual Vehicle Revenue Hours (VRH) 13,832
Vehicles Operated in Maximum Service (VOMS) 6

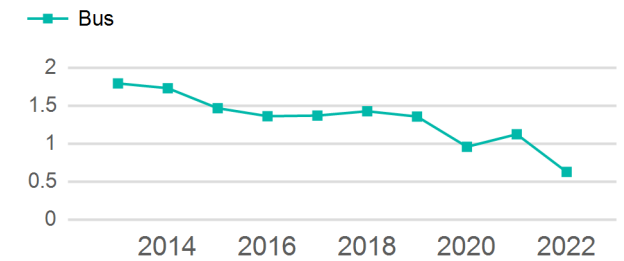
Operating Expenses per Vehicle Revenue Mile



Modal Characteristics

Mode	Annual Unlinked Passenger Trips	Directly Operated VOMS	Purchased Transportation VOMS	Annual Vehicle Revenue Miles	Annual Vehicle Revenue Hours
Bus	141,758	6	0	206,201	13,832
Total	141,758	6	0	206,201	13,832

Unlinked Passenger Trip per Vehicle Revenue Mile



Mode	Service Efficiency		Service Effectiveness		
	OE per VRM	OE per VRH	UPT per VRM	UPT per VRH	OE per UPT
Bus	\$4.18	\$62.32	0.7	10.2	\$6.08
Total	\$4.18	\$62.32	0.7	10.2	\$6.08

2022 Annual Agency Profile - City of Anderson dba Electric City Transit (NTD ID 40081)

2022 Funding Breakdown

Summary of Operating Expenses (OE)

Mode	Operating Expenses	Fare Revenues
Bus	\$861,963	\$35,731
Total	\$861,963	\$35,731

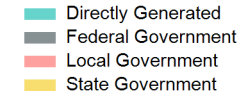
Sources of Operating Funds Expended

Directly Generated	\$35,731
Federal Government	\$767,166
Local Government	\$29,533
State Government	\$29,533
Total Operating Funds Expended	\$861,963

Operating Funding Sources



Capital Funding Sources



Sources of Capital Funds Expended

Directly Generated	\$0
Federal Government	\$1,064,344
Local Government	\$5,229
State Government	\$5,229
Total Capital Funds Expended	\$1,074,802

2022 Asset Management

Transit Asset Management (TAM) Tier	Tier II	TAM Sponsor NTD ID	4R07
-------------------------------------	---------	--------------------	------

Metrics

2022 Performance Measure - Asset - 2023 Target
(% not in State of Good Repair)

Mode	Average Fleet Age in Years
Bus	4.1