

2022 Annual Agency Profile - City of Greenville dba Greenville Area Transit (NTD ID 40095)

Mailing Address: 200 W 5th St
Greenville, NC 27858-1824

Website: <https://www.greenvillenc.gov/government/public-works/great-bus-system>

Geographic Coverage

Primary Urbanized/Rural Area Greenville, NC
Service Area Population 84,554
Service Area Sq. Miles 35
Other Areas Served:

Assets

Revenue Vehicles 19
Service Vehicles 2
Facilities 1

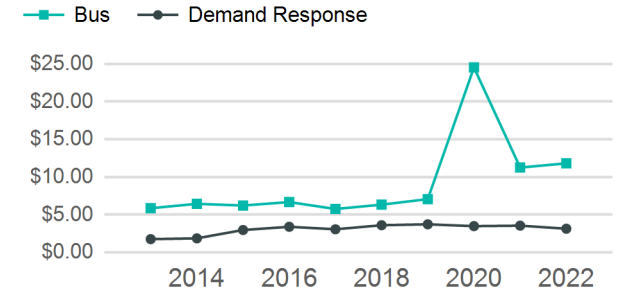
Service Consumed

Annual Unlinked Trips (UPT) 211,945

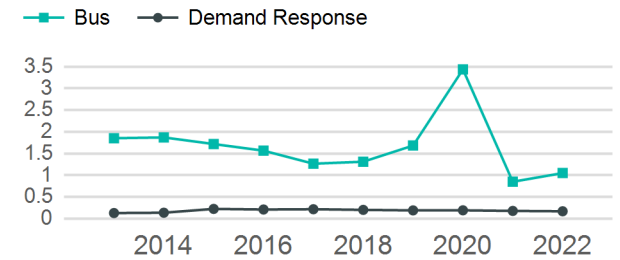
Service Supplied

Annual Vehicle Revenue Miles (VRM) 294,887
Annual Vehicle Revenue Hours (VRH) 22,562
Vehicles Operated in Maximum Service (VOMS) 12

Operating Expenses per Vehicle Revenue Mile



Unlinked Passenger Trip per Vehicle Revenue Mile



Modal Characteristics

Mode	Annual Unlinked Passenger Trips	Directly Operated VOMS	Purchased Transportation VOMS	Annual Vehicle Revenue Miles	Annual Vehicle Revenue Hours
Demand Response	18,616	0	6	110,517	9,308
Bus	193,329	6	0	184,370	13,254
Total	211,945	6	6	294,887	22,562

Metrics

Service Efficiency

Service Effectiveness

Mode	OE per VRM	OE per VRH	UPT per VRM	UPT per VRH	OE per UPT
Demand Response	\$3.15	\$37.38	0.2	2.0	\$18.69
Bus	\$11.82	\$164.36	1.0	14.6	\$11.27
Total	\$8.57	\$111.97	0.7	9.4	\$11.92

2022 Annual Agency Profile - City of Greenville dba Greenville Area Transit (NTD ID 40095)

2022 Funding Breakdown

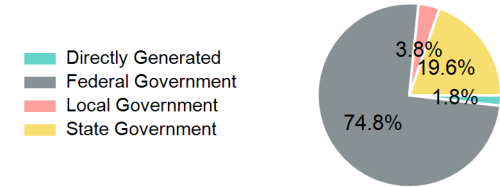
Summary of Operating Expenses (OE)

Mode	Operating Expenses	Fare Revenues
Demand Response	\$347,896	\$0
Bus	\$2,178,433	\$0
Total	\$2,526,329	\$0

Sources of Operating Funds Expended

Directly Generated	\$46,365
Federal Government	\$1,891,880
Local Government	\$95,122
State Government	\$496,338
Total Operating Funds Expended	\$2,529,705

Operating Funding Sources



Capital Funding Sources

Sources of Capital Funds Expended

Directly Generated	\$0
Federal Government	\$0
Local Government	\$0
State Government	\$0
Total Capital Funds Expended	\$0



2022 Asset Management

Transit Asset Management (TAM) Tier: Tier II TAM Sponsor NTD ID: 4R06

Metrics

2022 Performance Measure - Asset - 2023 Target (% not in State of Good Repair)

Mode	Average Fleet Age in Years
Demand Response	0.0
Bus	9.8