

2022 Annual Agency Profile - Wiregrass Transit Authority (NTD ID 40103)

Mailing Address: 462 NORTH OATES 4TH FL
DOTHAN, AL 36303-4513

Website: <http://www.wiregrasstransit.org/>

Geographic Coverage

Primary Urbanized/Rural Area Dothan, AL
Service Area Population 253,798
Service Area Sq. Miles 2,972
Other Areas Served:
 Alabama Non-UZA

Assets

Revenue Vehicles 46
Service Vehicles 1
Facilities 0

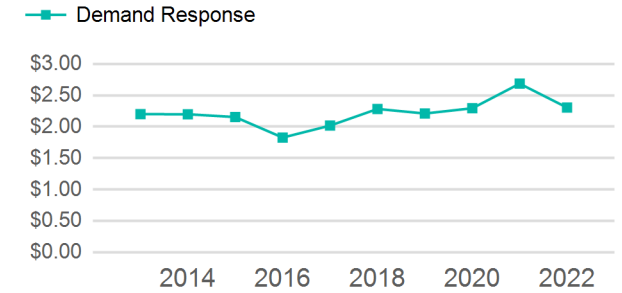
Service Consumed

Annual Unlinked Trips (UPT) 80,083

Service Supplied

Annual Vehicle Revenue Miles (VRM) 1,069,243
Annual Vehicle Revenue Hours (VRH) 49,544
Vehicles Operated in Maximum Service (VOMS) 29

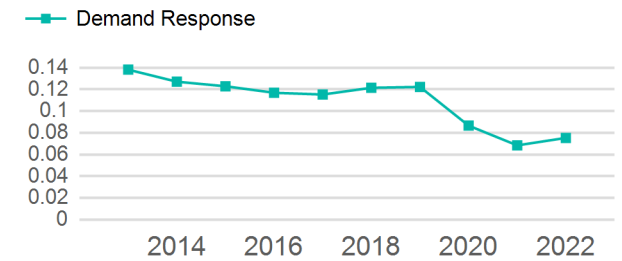
Operating Expenses per Vehicle Revenue Mile



Modal Characteristics

Mode	Annual Unlinked Passenger Trips	Directly Operated VOMS	Purchased Transportation VOMS	Annual Vehicle Revenue Miles	Annual Vehicle Revenue Hours
Demand Response	80,083	10	19	1,069,243	49,544
Total	80,083	10	19	1,069,243	49,544

Unlinked Passenger Trip per Vehicle Revenue Mile



Mode	Service Efficiency		Service Effectiveness		
	OE per VRM	OE per VRH	UPT per VRM	UPT per VRH	OE per UPT
Demand Response	\$2.35	\$50.78	0.1	1.6	\$31.42
Total	\$2.35	\$50.78	0.1	1.6	\$31.42

2022 Annual Agency Profile - Wiregrass Transit Authority (NTD ID 40103)

2022 Funding Breakdown

Summary of Operating Expenses (OE)

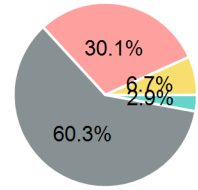
Mode	Operating Expenses	Fare Revenues
Demand Response	\$2,515,888	\$75,541
Total	\$2,515,888	\$75,541

Sources of Operating Funds Expended

Directly Generated	\$75,541
Federal Government	\$1,578,525
Local Government	\$789,077
State Government	\$176,382
Total Operating Funds Expended	\$2,619,525

Operating Funding Sources

■ Directly Generated
■ Federal Government
■ Local Government
■ State Government

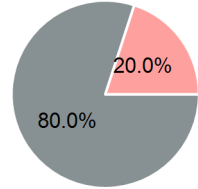


Sources of Capital Funds Expended

Directly Generated	\$0
Federal Government	\$125,146
Local Government	\$31,287
State Government	\$0
Total Capital Funds Expended	\$156,433

Capital Funding Sources

■ Directly Generated
■ Federal Government
■ Local Government
■ State Government



2022 Asset Management

Transit Asset Management (TAM) Tier	Tier II	TAM Sponsor NTD ID	4R01
-------------------------------------	---------	--------------------	------

Metrics

2022 Performance Measure - Asset - 2023 Target
(% not in State of Good Repair)

Mode	Average Fleet Age in Years
Demand Response	2.7