

# 2022 Annual Agency Profile - Puerto Rico Highway and Transportation Authority – Público (NTD ID 40105)

**Mailing Address:** ROBERTO SANCHEZ VILELLA  
GOVERNMENTAL CENTER  
SAN JUAN, PR 00940-1269

**Website:**

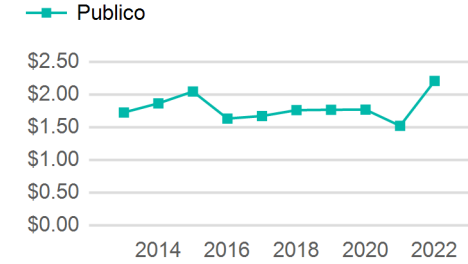
## Geographic Coverage

<b>Primary Urbanized Area</b>	San Juan, PR
<b>Square Miles</b>	764
<b>Population</b>	1,844,410
<b>Other Areas Served:</b>	Ponce, PR, Juana Díaz, PR, Puerto Rico Non-UZA, Arecibo, PR, Fajardo, PR, Barceloneta--Florida--Bajadero, PR, Yauco, PR, Guayama, PR, San Germán--Cabo Rojo--Sabana Grande, PR, Mayagüez, PR, Aguadilla--Isabela--San Sebastián, PR
<b>Service Area Population</b>	2,478,905
<b>Service Area Sq. Miles</b>	892

## Service Consumed

<b>Annual Passenger Miles Traveled (PMT)</b>	19,794,649
<b>Annual Unlinked Trips (UPT)</b>	3,507,480
<b>Average Weekday UPT</b>	12,052
<b>Average Saturday UPT</b>	6,720
<b>Average Sunday UPT</b>	882

**Operating Expenses per Vehicle Revenue Mile**



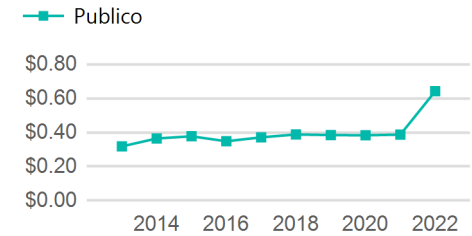
## Assets

<b>Revenue Vehicles</b>	1,626
<b>Service Vehicles</b>	0
<b>Facilities</b>	72
<b>Lane Miles</b>	
<b>Track Miles</b>	

## Service Supplied

<b>Annual Vehicle/Passenger Car Revenue Miles (VRM)</b>	5,766,907
<b>Annual Vehicle/Passenger Car Revenue Hours (VRH)</b>	436,067
<b>Vehicles Operated in Maximum Service (VOMS)</b>	370
<b>Vehicles Available for Maximum Service (VAMS)</b>	1,455

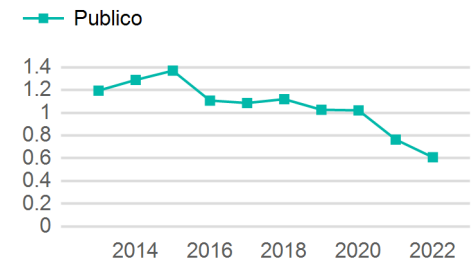
**Operating Expenses per Passenger Mile**



## Modal Characteristics

Mode	Directly Operated VOMS	Purchased Transportation VOMS	Annual Passenger Miles Traveled	Annual Unlinked Passenger Trips	Annual Vehicle Revenue Miles	Annual Vehicle Revenue Hours	Fixed Guideway Directional Route Miles
Publico	0	370	19,794,649	3,507,480	5,766,907	436,067	0.00
<b>Total</b>	<b>0</b>	<b>370</b>	<b>19,794,649</b>	<b>3,507,480</b>	<b>5,766,907</b>	<b>436,067</b>	<b>0.00</b>

**Unlinked Passenger Trip per Vehicle Revenue Mile**



## Metrics

### Service Efficiency

### Service Effectiveness

Mode	OE per VRM	OE per VRH	UPT per VRM	UPT per VRH	OE per PMT	OE per UPT
Publico	\$2.21	\$29.21	0.6	8.0	\$0.64	\$3.63
<b>Total</b>	<b>\$2.21</b>	<b>\$29.21</b>	<b>0.6</b>	<b>8.0</b>	<b>\$0.64</b>	<b>\$3.63</b>

# 2022 Annual Agency Profile - Puerto Rico Highway and Transportation Authority – Público (NTD ID 40105)

## 2022 Funding Breakdown

### Summary of Operating Expenses (OE)

Labor	\$48,298	0.4%
Materials and Supplies	\$0	0.0%
Purchased Transportation	\$11,764,061	92.3%
Other Operating Expenses	\$926,202	7.3%
<b>Total Operating Expenses</b>	<b>\$12,738,561</b>	<b>100.0%</b>

### Sources of Operating Funds Expended

Directly Generated	\$11,764,061
Federal Government	\$926,202
Local Government	\$0
State Government	\$48,298
<b>Total Operating Funds Expended</b>	<b>\$12,738,561</b>

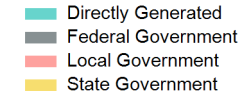
### Operating Funding Sources



### Capital Funding Sources

### Sources of Capital Funds Expended

Directly Generated	\$0
Federal Government	\$0
Local Government	\$0
State Government	\$0
<b>Total Capital Funds Expended</b>	<b>\$0</b>



### Operating Expense Detail

Mode	Operating Expenses	Fare Revenues
Publico	\$12,738,561	\$11,764,061
<b>Total</b>	<b>\$12,738,561</b>	<b>\$11,764,061</b>

### Uses of Capital

Revenue Vehicles	Systems and Guideway	Facilities and Stations	Other
\$0	\$0	\$0	\$0
<b>\$0</b>	<b>\$0</b>	<b>\$0</b>	<b>\$0</b>

## 2022 Asset Management

Transit Asset Management (TAM) Tier Tier I (Fixed Route VOMS)

TAM Sponsor NTD ID

### Metrics

Performance Measure - Asset - 2023 Target (% not in State of Good Repair)	Mode	Vehicles Operated in Max. Service	Vehicles Available for Max. Service	%Spare Vehicles	Avg. Fleet Age (yrs)
	Publico	370	1,455	293.2%	0.0