

2022 Annual Agency Profile - City of San Juan (NTD ID 40112)

Mailing Address: AVE. CHARDON 160
SAN JUAN, PR 00918-4100

Website: <http://www.sanjuan.pr>

Geographic Coverage

Primary Urbanized/Rural Area San Juan, PR
Service Area Population 320,967
Service Area Sq. Miles 77
Other Areas Served:

Service Consumed

Annual Unlinked Trips (UPT) 6,655

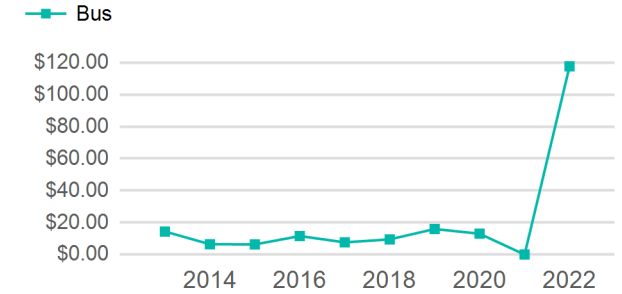
Assets

Revenue Vehicles 23
Service Vehicles 0
Facilities 4

Service Supplied

Annual Vehicle Revenue Miles (VRM) 6,261
Annual Vehicle Revenue Hours (VRH) 852
Vehicles Operated in Maximum Service (VOMS) 9

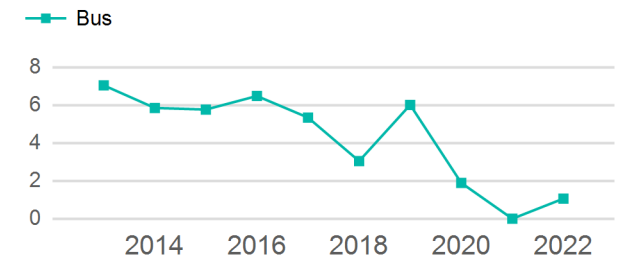
Operating Expenses per Vehicle Revenue Mile



Modal Characteristics

Mode	Annual Unlinked Passenger Trips	Directly Operated VOMS	Purchased Transportation VOMS	Annual Vehicle Revenue Miles	Annual Vehicle Revenue Hours
Bus	6,655	9	0	6,261	852
Total	6,655	9	0	6,261	852

Unlinked Passenger Trip per Vehicle Revenue Mile



Mode	Service Efficiency		Service Effectiveness		
	OE per VRM	OE per VRH	UPT per VRM	UPT per VRH	OE per UPT
Bus	\$117.62	\$864.31	1.1	7.8	\$110.65
Total	\$117.62	\$864.31	1.1	7.8	\$110.65

2022 Annual Agency Profile - City of San Juan (NTD ID 40112)

2022 Funding Breakdown

Summary of Operating Expenses (OE)

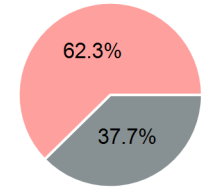
Mode	Operating Expenses	Fare Revenues
Bus	\$736,394	\$0
Total	\$736,394	\$0

Sources of Operating Funds Expended

Directly Generated	\$0
Federal Government	\$277,567
Local Government	\$458,827
State Government	\$0
Total Operating Funds Expended	\$736,394

Operating Funding Sources

- Directly Generated
- Federal Government
- Local Government
- State Government



Capital Funding Sources

- Directly Generated
- Federal Government
- Local Government
- State Government

Sources of Capital Funds Expended

Directly Generated	\$0
Federal Government	\$0
Local Government	\$0
State Government	\$0
Total Capital Funds Expended	\$0

2022 Asset Management

Transit Asset Management (TAM) Tier: Tier II TAM Sponsor NTD ID: 4R09

Metrics

2022 Performance Measure - Asset - 2023 Target (% not in State of Good Repair)

Mode	Average Fleet Age in Years
Bus	6.3