

# 2022 Annual Agency Profile - Municipality of Cidra (NTD ID 40124)

**Mailing Address:** 27 CALLE ANTONIO R BARCELO, REST VON VIVIANT  
CIDRA, PR 00739-3441

**Website:**

## Geographic Coverage

**Primary Urbanized/Rural Area** San Juan, PR  
**Service Area Population** 48,761  
**Service Area Sq. Miles** 36  
**Other Areas Served:**

## Assets

**Revenue Vehicles** 8  
**Service Vehicles** 0  
**Facilities** 1

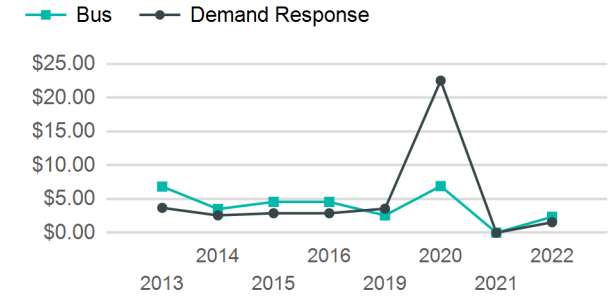
## Service Consumed

**Annual Unlinked Trips (UPT)** 9,723

## Service Supplied

**Annual Vehicle Revenue Miles (VRM)** 47,690  
**Annual Vehicle Revenue Hours (VRH)** 3,040  
**Vehicles Operated in Maximum Service (VOMS)** 8

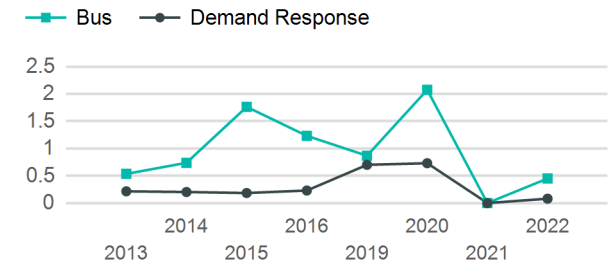
## Operating Expenses per Vehicle Revenue Mile



## Modal Characteristics

Mode	Annual Unlinked Passenger Trips	Directly Operated VOMS	Purchased Transportation VOMS	Annual Vehicle Revenue Miles	Annual Vehicle Revenue Hours
Demand Response	2,540	3	0	31,725	1,500
Bus	7,183	5	0	15,965	1,540
<b>Total</b>	<b>9,723</b>	<b>8</b>	<b>0</b>	<b>47,690</b>	<b>3,040</b>

## Unlinked Passenger Trip per Vehicle Revenue Mile



## Metrics

### Service Efficiency

### Service Effectiveness

Mode	OE per VRM	OE per VRH	UPT per VRM	UPT per VRH	OE per UPT
Demand Response	\$1.55	\$32.77	0.1	1.7	\$19.35
Bus	\$2.35	\$24.34	0.4	4.7	\$5.22
<b>Total</b>	<b>\$1.82</b>	<b>\$28.50</b>	<b>0.2</b>	<b>3.2</b>	<b>\$8.91</b>

# 2022 Annual Agency Profile - Municipality of Cidra (NTD ID 40124)

## 2022 Funding Breakdown

### Summary of Operating Expenses (OE)

Mode	Operating Expenses	Fare Revenues
Demand Response	\$49,153	\$0
Bus	\$37,489	\$0
<b>Total</b>	<b>\$86,642</b>	<b>\$0</b>

### Sources of Operating Funds Expended

Directly Generated	\$0
Federal Government	\$0
Local Government	\$86,642
State Government	\$0
<b>Total Operating Funds Expended</b>	<b>\$86,642</b>

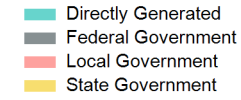
### Operating Funding Sources



### Capital Funding Sources

### Sources of Capital Funds Expended

Directly Generated	\$0
Federal Government	\$0
Local Government	\$0
State Government	\$0
<b>Total Capital Funds Expended</b>	<b>\$0</b>



## 2022 Asset Management

Transit Asset Management (TAM) Tier: Tier II      TAM Sponsor NTD ID: 4R09

### Metrics

2022 Performance Measure - Asset - 2023 Target (% not in State of Good Repair)

Mode	Average Fleet Age in Years
Demand Response	5.0
Bus	15.0