

2022 Annual Agency Profile - Municipality of Humacao dba Sistema de Transporte Colectivo de Humacao (NTD ID 40126)

Mailing Address: MIGUEL CASILLAS ST
HUMACAO, PR 00792

Website:

Geographic Coverage

Primary Urbanized/Rural Area San Juan, PR
Service Area Population 17,603
Service Area Sq. Miles 10
Other Areas Served:

Assets

Revenue Vehicles 4
Service Vehicles 0
Facilities 3

Service Consumed

Annual Unlinked Trips (UPT) 7,880

Service Supplied

Annual Vehicle Revenue Miles (VRM) 15,526
Annual Vehicle Revenue Hours (VRH) 2,664
Vehicles Operated in Maximum Service (VOMS) 6

Modal Characteristics

Mode	Annual Unlinked Passenger Trips	Directly Operated VOMS	Purchased Transportation VOMS	Annual Vehicle Revenue Miles	Annual Vehicle Revenue Hours
Demand Response	608	3	0	3,715	307
Bus	7,272	3	0	11,811	2,357
Total	7,880	6	0	15,526	2,664

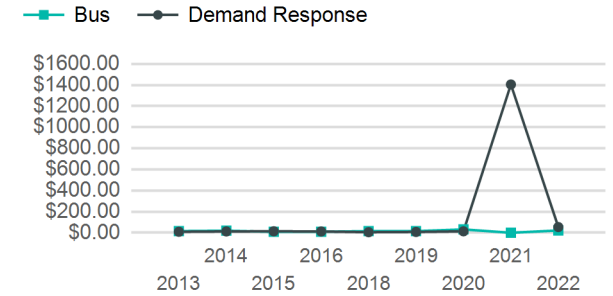
Metrics

Service Efficiency

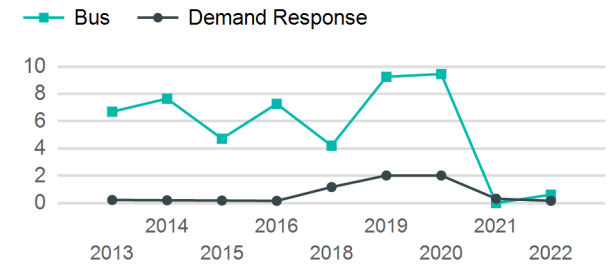
Service Effectiveness

Mode	OE per VRM	OE per VRH	UPT per VRM	UPT per VRH	OE per UPT
Demand Response	\$51.73	\$625.97	0.2	2.0	\$316.07
Bus	\$16.69	\$83.63	0.6	3.1	\$27.11
Total	\$25.07	\$146.13	0.5	3.0	\$49.40

Operating Expenses per Vehicle Revenue Mile



Unlinked Passenger Trip per Vehicle Revenue Mile



2022 Annual Agency Profile - Municipality of Humacao dba Sistema de Transporte Colectivo de Humacao (NTD ID 40126)

Summary of Operating Expenses (OE)

Mode	Operating Expenses	Fare Revenues
Demand Response	\$192,172	\$0
Bus	\$197,126	\$0
Total	\$389,298	\$0

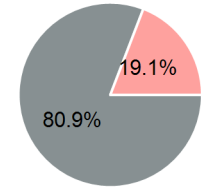
2022 Funding Breakdown

Sources of Operating Funds Expended

Directly Generated	\$0
Federal Government	\$314,828
Local Government	\$74,470
State Government	\$0
Total Operating Funds Expended	\$389,298

Operating Funding Sources

- Directly Generated
- Federal Government
- Local Government
- State Government



Capital Funding Sources

- Directly Generated
- Federal Government
- Local Government
- State Government

Sources of Capital Funds Expended

Directly Generated	\$0
Federal Government	\$0
Local Government	\$0
State Government	\$0
Total Capital Funds Expended	\$0

2022 Asset Management

Transit Asset Management (TAM) Tier: Tier II TAM Sponsor NTD ID: 4R09

Metrics

2022 Performance Measure - Asset - 2023 Target (% not in State of Good Repair)

Mode	Average Fleet Age in Years
Demand Response	13.7
Bus	11.0