

2022 Annual Agency Profile - Davidson County dba Davidson County Transportation (NTD ID 40131)

Mailing Address: 913 N GREENSBORO ST
LEXINGTON, NC 27292-2699

Website: <https://www.co.davidson.nc.us/258/transportation>

Geographic Coverage

Primary Urbanized/Rural Area High Point, NC
Service Area Population 168,860
Service Area Sq. Miles 500
Other Areas Served:
 Winston-Salem, NC, North Carolina Non-UZA

Assets

Revenue Vehicles 26
Service Vehicles 2
Facilities 1

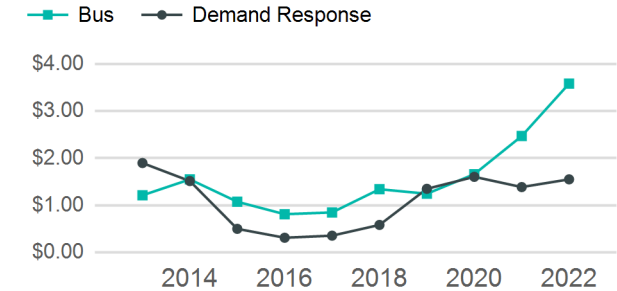
Service Consumed

Annual Unlinked Trips (UPT) 137,699

Service Supplied

Annual Vehicle Revenue Miles (VRM) 474,445
Annual Vehicle Revenue Hours (VRH) 22,743
Vehicles Operated in Maximum Service (VOMS) 27

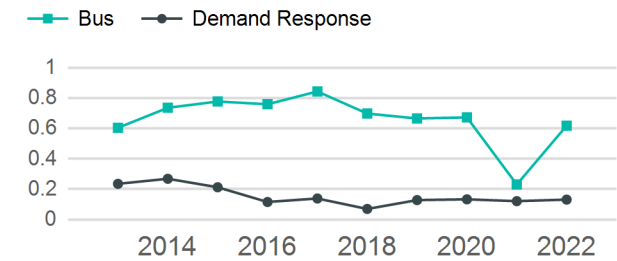
Operating Expenses per Vehicle Revenue Mile



Modal Characteristics

Mode	Annual Unlinked Passenger Trips	Directly Operated VOMS	Purchased Transportation VOMS	Annual Vehicle Revenue Miles	Annual Vehicle Revenue Hours
Demand Response	42,032	0	20	319,736	10,515
Bus	95,667	7	0	154,709	12,228
Total	137,699	7	20	474,445	22,743

Unlinked Passenger Trip per Vehicle Revenue Mile



Metrics

Service Efficiency

Service Effectiveness

Mode	OE per VRM	OE per VRH	UPT per VRM	UPT per VRH	OE per UPT
Demand Response	\$3.10	\$94.31	0.1	4.0	\$23.59
Bus	\$7.16	\$90.61	0.6	7.8	\$11.58
Total	\$4.43	\$92.32	0.3	6.1	\$15.25

2022 Annual Agency Profile - Davidson County dba Davidson County Transportation (NTD ID 40131)

2022 Funding Breakdown


Summary of Operating Expenses (OE)

Mode	Operating Expenses	Fare Revenues
Demand Response	\$991,718	\$0
Bus	\$1,108,021	\$62
Total	\$2,099,739	\$62

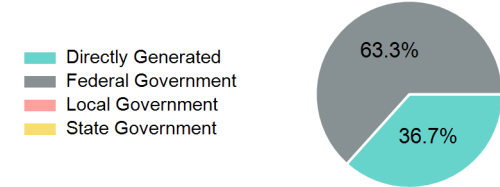
Sources of Operating Funds Expended

Directly Generated	\$9,962
Federal Government	\$1,710,936
Local Government	\$134,512
State Government	\$274,605
Total Operating Funds Expended	\$2,130,015

Operating Funding Sources



Capital Funding Sources



Sources of Capital Funds Expended

Directly Generated	\$59,001
Federal Government	\$101,982
Local Government	\$0
State Government	\$0
Total Capital Funds Expended	\$160,983

2022 Asset Management

Transit Asset Management (TAM) Tier: Tier II TAM Sponsor NTD ID: 4R06

Metrics

2022 Performance Measure - Asset - 2023 Target (% not in State of Good Repair)

Mode	Average Fleet Age in Years
Demand Response	0.0
Bus	2.7