

2022 Annual Agency Profile - Guilford County dba Guilford County Transportation & Mobility Services (NTD ID 40133)

Mailing Address: 301 W MARKET ST
GREENSBORO, NC 27401-2514

Website: <http://www.guilfordcountync.gov/services/transportation>

Geographic Coverage

Primary Urbanized/Rural Area Greensboro, NC
Service Area Population 248,111
Service Area Sq. Miles 52
Other Areas Served:
 North Carolina Non-UZA, High Point, NC

Assets

Revenue Vehicles 21
Service Vehicles 0
Facilities 0

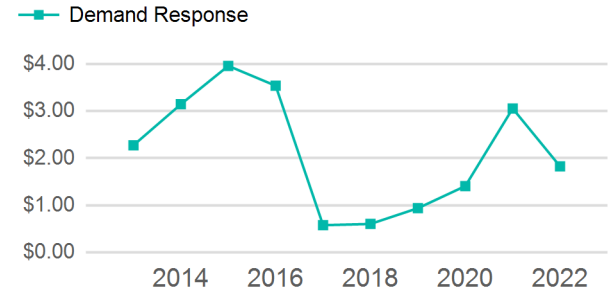
Service Consumed

Annual Unlinked Trips (UPT) 23,399

Service Supplied

Annual Vehicle Revenue Miles (VRM) 268,657
Annual Vehicle Revenue Hours (VRH) 12,610
Vehicles Operated in Maximum Service (VOMS) 21

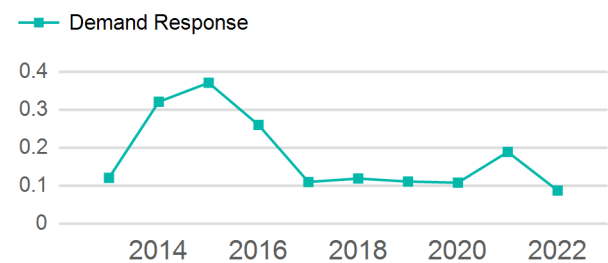
Operating Expenses per Vehicle Revenue Mile



Modal Characteristics

Mode	Annual Unlinked Passenger Trips	Directly Operated VOMS	Purchased Transportation VOMS	Annual Vehicle Revenue Miles	Annual Vehicle Revenue Hours
Demand Response	23,399	21	0	268,657	12,610
Total	23,399	21	0	268,657	12,610

Unlinked Passenger Trip per Vehicle Revenue Mile



Metrics

Service Efficiency

Service Effectiveness

Mode	OE per VRM	OE per VRH	UPT per VRM	UPT per VRH	OE per UPT
Demand Response	\$3.65	\$77.75	0.1	1.9	\$41.90
Total	\$3.65	\$77.75	0.1	1.9	\$41.90

2022 Annual Agency Profile - Guilford County dba Guilford County Transportation & Mobility Services (NTD ID 40133)

Summary of Operating Expenses (OE)

Mode	Operating Expenses	Fare Revenues
Demand Response	\$980,446	\$11,784
Total	\$980,446	\$11,784

2022 Funding Breakdown

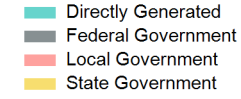
Sources of Operating Funds Expended

Directly Generated	\$11,784
Federal Government	\$370,956
Local Government	\$126,419
State Government	\$471,287
Total Operating Funds Expended	\$980,446

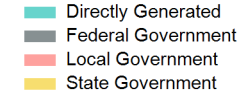
Sources of Capital Funds Expended

Directly Generated	\$0
Federal Government	\$0
Local Government	\$0
State Government	\$0
Total Capital Funds Expended	\$0

Operating Funding Sources



Capital Funding Sources



2022 Asset Management

Transit Asset Management (TAM) Tier: Tier II TAM Sponsor NTD ID: 4R06

Metrics

2022 Performance Measure - Asset - 2023 Target (% not in State of Good Repair)

Mode	Average Fleet Age in Years
Demand Response	3.9