

2022 Annual Agency Profile - Town of Cary dba GoCary (NTD ID 40143)

Mailing Address: 316 N ACADEMY ST
CARY, NC 27513-4538

Website: <http://www.gocary.org>

Geographic Coverage

Primary Urbanized/Rural Area Raleigh, NC
Service Area Population 174,721
Service Area Sq. Miles 59
Other Areas Served:

Assets

Revenue Vehicles 38
Service Vehicles 0
Facilities 1

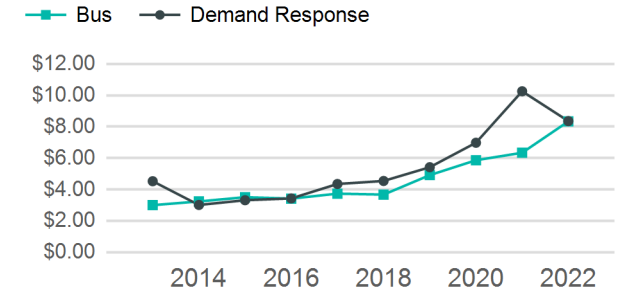
Service Consumed

Annual Unlinked Trips (UPT) 279,799

Service Supplied

Annual Vehicle Revenue Miles (VRM) 965,005
Annual Vehicle Revenue Hours (VRH) 69,708
Vehicles Operated in Maximum Service (VOMS) 24

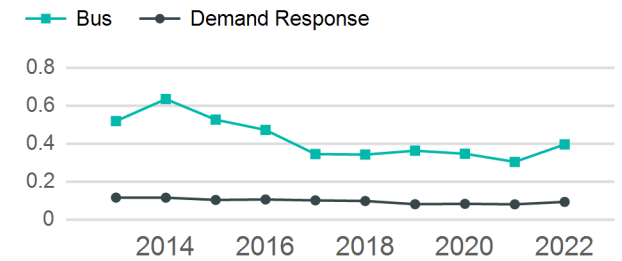
Operating Expenses per Vehicle Revenue Mile



Modal Characteristics

Mode	Annual Unlinked Passenger Trips	Directly Operated VOMS	Purchased Transportation VOMS	Annual Vehicle Revenue Miles	Annual Vehicle Revenue Hours
Demand Response	31,418	0	13	337,302	22,140
Bus	248,381	0	11	627,703	47,568
Total	279,799	0	24	965,005	69,708

Unlinked Passenger Trip per Vehicle Revenue Mile



Metrics

Service Efficiency

Service Effectiveness

Mode	OE per VRM	OE per VRH	UPT per VRM	UPT per VRH	OE per UPT
Demand Response	\$8.36	\$127.38	0.1	1.4	\$89.76
Bus	\$8.34	\$110.05	0.4	5.2	\$21.08
Total	\$8.35	\$115.55	0.3	4.0	\$28.79

2022 Annual Agency Profile - Town of Cary dba GoCary (NTD ID 40143)

2022 Funding Breakdown

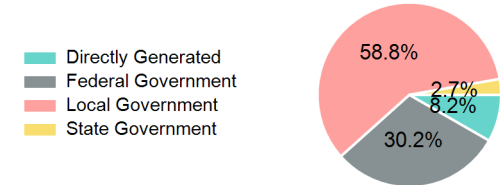
Summary of Operating Expenses (OE)

Mode	Operating Expenses	Fare Revenues
Demand Response	\$2,820,107	\$78,328
Bus	\$5,234,703	\$0
Total	\$8,054,810	\$78,328

Sources of Operating Funds Expended

Directly Generated	\$724,637
Federal Government	\$2,649,073
Local Government	\$5,168,306
State Government	\$241,523
Total Operating Funds Expended	\$8,783,539

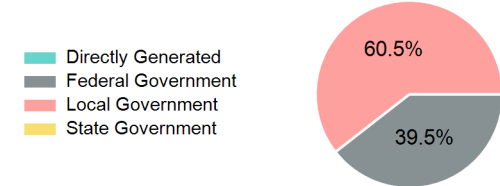
Operating Funding Sources



Sources of Capital Funds Expended

Directly Generated	\$0
Federal Government	\$228,890
Local Government	\$351,218
State Government	\$0
Total Capital Funds Expended	\$580,108

Capital Funding Sources



2022 Asset Management

Transit Asset Management (TAM) Tier: Tier II TAM Sponsor NTD ID: 4R06

Metrics

2022 Performance Measure - Asset - 2023 Target (% not in State of Good Repair)

Mode	Average Fleet Age in Years
Demand Response	7.4
Bus	5.3