

# 2022 Annual Agency Profile - Municipality of Camuy (NTD ID 40160)

**Mailing Address:** 11 CALLE IGUINA E  
CAMUY, PR 00627-2679

**Website:**

## Geographic Coverage

**Primary Urbanized/Rural Area** Arecibo, PR  
**Service Area Population** 35,159  
**Service Area Sq. Miles** 46  
**Other Areas Served:**  
Aguadilla--Isabela--San Sebastián, PR

## Assets

**Revenue Vehicles** 8  
**Service Vehicles** 0  
**Facilities** 2

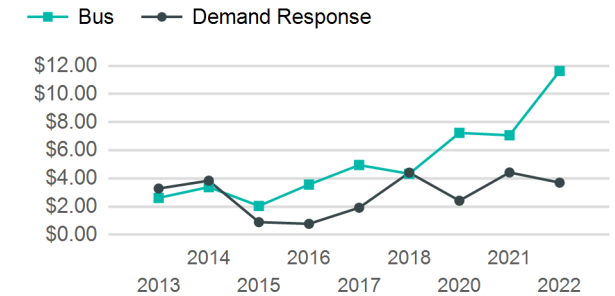
## Service Consumed

**Annual Unlinked Trips (UPT)** 10,018

## Service Supplied

**Annual Vehicle Revenue Miles (VRM)** 41,107  
**Annual Vehicle Revenue Hours (VRH)** 3,213  
**Vehicles Operated in Maximum Service (VOMS)** 6

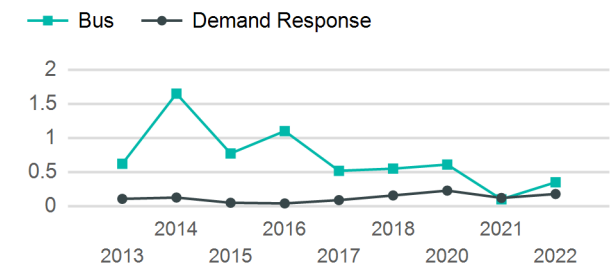
## Operating Expenses per Vehicle Revenue Mile



## Modal Characteristics

Mode	Annual Unlinked Passenger Trips	Directly Operated VOMS	Purchased Transportation VOMS	Annual Vehicle Revenue Miles	Annual Vehicle Revenue Hours
Demand Response	4,452	2	0	25,150	1,346
Bus	5,566	4	0	15,957	1,867
<b>Total</b>	<b>10,018</b>	<b>6</b>	<b>0</b>	<b>41,107</b>	<b>3,213</b>

## Unlinked Passenger Trip per Vehicle Revenue Mile



Metrics	Service Efficiency		Service Effectiveness		
	OE per VRM	OE per VRH	UPT per VRM	UPT per VRH	OE per UPT
Demand Response	\$3.70	\$69.20	0.2	3.3	\$20.92
Bus	\$11.63	\$99.44	0.3	3.0	\$33.36
<b>Total</b>	<b>\$6.78</b>	<b>\$86.77</b>	<b>0.2</b>	<b>3.1</b>	<b>\$27.83</b>

2022 Annual Agency Profile - Municipality of Camuy (NTD ID 40160)

2022 Funding Breakdown

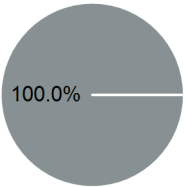
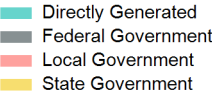
Summary of Operating Expenses (OE)

Sources of Operating Funds Expended

Operating Funding Sources

Mode	Operating Expenses	Fare Revenues
Demand Response	\$93,138	\$0
Bus	\$185,654	\$0
Total	\$278,792	\$0

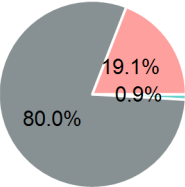
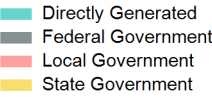
Directly Generated	\$0
Federal Government	\$278,792
Local Government	\$0
State Government	\$0
Total Operating Funds Expended	\$278,792



Capital Funding Sources

Sources of Capital Funds Expended

Directly Generated	\$2,464
Federal Government	\$216,000
Local Government	\$51,536
State Government	\$0
Total Capital Funds Expended	\$270,000



2022 Asset Management

Transit Asset Management (TAM) Tier	Tier II	TAM Sponsor NTD ID	4R09
-------------------------------------	---------	--------------------	------

Metrics

2022 Performance Measure - Asset - 2023 Target  
(% not in State of Good Repair)

Mode	Average Fleet Age in Years
Demand Response	11.0
Bus	8.7