

2022 Annual Agency Profile - Municipality of Juncos (NTD ID 40165)

Mailing Address: PASEO ESCUTE
JUNCOS, PR 00777-1706

Website:

Geographic Coverage

Primary Urbanized/Rural Area: San Juan, PR
 Service Area Population: 38,155
 Service Area Sq. Miles: 27
 Other Areas Served:

Assets

Revenue Vehicles: 9
 Service Vehicles: 0
 Facilities: 1

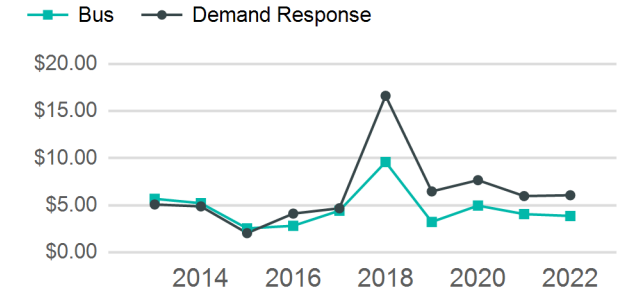
Service Consumed

Annual Unlinked Trips (UPT): 35,691

Service Supplied

Annual Vehicle Revenue Miles (VRM): 71,760
 Annual Vehicle Revenue Hours (VRH): 8,850
 Vehicles Operated in Maximum Service (VOMS): 7

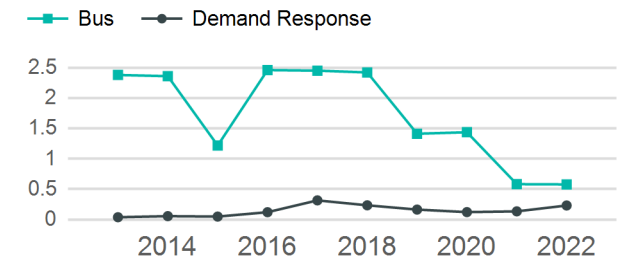
Operating Expenses per Vehicle Revenue Mile



Modal Characteristics

Mode	Annual Unlinked Passenger Trips	Directly Operated VOMS	Purchased Transportation VOMS	Annual Vehicle Revenue Miles	Annual Vehicle Revenue Hours
Demand Response	3,908	2	0	16,860	2,550
Bus	31,783	5	0	54,900	6,300
Total	35,691	7	0	71,760	8,850

Unlinked Passenger Trip per Vehicle Revenue Mile



Metrics

Service Efficiency

Service Effectiveness

Mode	OE per VRM	OE per VRH	UPT per VRM	UPT per VRH	OE per UPT
Demand Response	\$6.07	\$40.13	0.2	1.5	\$26.19
Bus	\$3.87	\$33.71	0.6	5.0	\$6.68
Total	\$4.39	\$35.56	0.5	4.0	\$8.82

2022 Annual Agency Profile - Municipality of Juncos (NTD ID 40165)

2022 Funding Breakdown

Summary of Operating Expenses (OE)

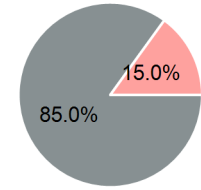
Mode	Operating Expenses	Fare Revenues
Demand Response	\$102,343	\$0
Bus	\$212,366	\$0
Total	\$314,709	\$0

Sources of Operating Funds Expended

Directly Generated	\$0
Federal Government	\$267,574
Local Government	\$47,135
State Government	\$0
Total Operating Funds Expended	\$314,709

Operating Funding Sources

■ Directly Generated
■ Federal Government
■ Local Government
■ State Government

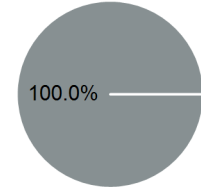


Sources of Capital Funds Expended

Directly Generated	\$0
Federal Government	\$13,638
Local Government	\$0
State Government	\$0
Total Capital Funds Expended	\$13,638

Capital Funding Sources

■ Directly Generated
■ Federal Government
■ Local Government
■ State Government



2022 Asset Management

Transit Asset Management (TAM) Tier	Tier II	TAM Sponsor NTD ID	4R09
--	---------	---------------------------	------

Metrics

2022 Performance Measure - Asset - 2023 Target (% not in State of Good Repair)

Mode	Average Fleet Age in Years
Demand Response	14.0
Bus	7.6