

2022 Annual Agency Profile - City of Jacksonville (NTD ID 40166)

Mailing Address: 815 NEW BRIDGE ST
JACKSONVILLE, NC 28540-5436

Website: <http://www.jacksonvillenc.gov/>

Geographic Coverage

Primary Urbanized/Rural Area Jacksonville, NC
Service Area Population 72,447
Service Area Sq. Miles 47
Other Areas Served:

Assets

Revenue Vehicles 19
Service Vehicles 1
Facilities 2

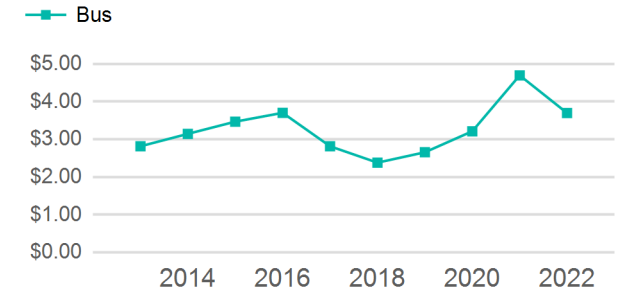
Service Consumed

Annual Unlinked Trips (UPT) 114,905

Service Supplied

Annual Vehicle Revenue Miles (VRM) 374,098
Annual Vehicle Revenue Hours (VRH) 25,169
Vehicles Operated in Maximum Service (VOMS) 9

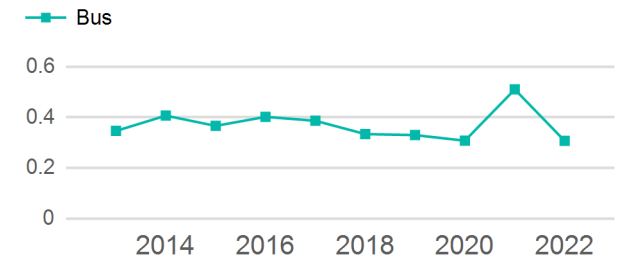
Operating Expenses per Vehicle Revenue Mile



Modal Characteristics

Mode	Annual Unlinked Passenger Trips	Directly Operated VOMS	Purchased Transportation VOMS	Annual Vehicle Revenue Miles	Annual Vehicle Revenue Hours
Bus	114,905	0	9	374,098	25,169
Total	114,905	0	9	374,098	25,169

Unlinked Passenger Trip per Vehicle Revenue Mile



Mode	Service Efficiency		Service Effectiveness		
	OE per VRM	OE per VRH	UPT per VRM	UPT per VRH	OE per UPT
Bus	\$3.70	\$54.95	0.3	4.6	\$12.04
Total	\$3.70	\$54.95	0.3	4.6	\$12.04

2022 Annual Agency Profile - City of Jacksonville (NTD ID 40166)

2022 Funding Breakdown

Summary of Operating Expenses (OE)

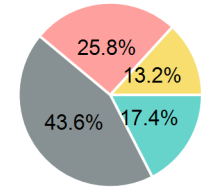
Mode	Operating Expenses	Fare Revenues
Bus	\$1,383,010	\$241,158
Total	\$1,383,010	\$241,158

Sources of Operating Funds Expended

Directly Generated	\$241,158
Federal Government	\$602,569
Local Government	\$357,293
State Government	\$181,990
Total Operating Funds Expended	\$1,383,010

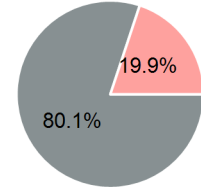
Operating Funding Sources

- Directly Generated
- Federal Government
- Local Government
- State Government



Capital Funding Sources

- Directly Generated
- Federal Government
- Local Government
- State Government



Sources of Capital Funds Expended

Directly Generated	\$0
Federal Government	\$227,370
Local Government	\$56,498
State Government	\$0
Total Capital Funds Expended	\$283,868

2022 Asset Management

Transit Asset Management (TAM) Tier Tier II TAM Sponsor NTD ID 4R06

Metrics

2022 Performance Measure - Asset - 2023 Target (% not in State of Good Repair)

Mode	Average Fleet Age in Years
Bus	3.9