

# 2022 Annual Agency Profile - Municipality of Yauco (NTD ID 40174)

**Mailing Address:** 73 CALLE COMERCIO  
YAUCO, PR 00698-3541

**Website:**

## Geographic Coverage

**Primary Urbanized/Rural Area** Yauco, PR  
**Service Area Population** 37,679  
**Service Area Sq. Miles** 62

### Other Areas Served:

Puerto Rico Non-UZA

## Assets

**Revenue Vehicles** 26  
**Service Vehicles** 3  
**Facilities** 3

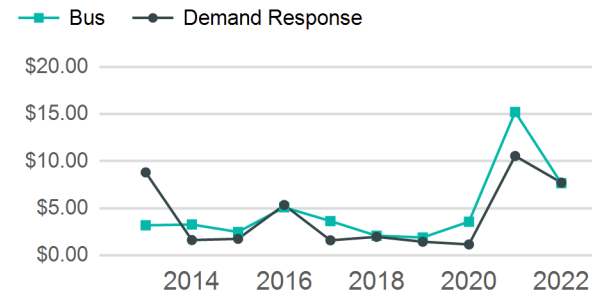
## Service Consumed

**Annual Unlinked Trips (UPT)** 42,485

## Service Supplied

**Annual Vehicle Revenue Miles (VRM)** 118,796  
**Annual Vehicle Revenue Hours (VRH)** 12,977  
**Vehicles Operated in Maximum Service (VOMS)** 22

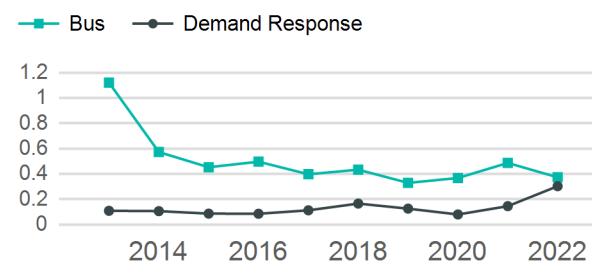
## Operating Expenses per Vehicle Revenue Mile



## Modal Characteristics

Mode	Annual Unlinked Passenger Trips	Directly Operated VOMS	Purchased Transportation VOMS	Annual Vehicle Revenue Miles	Annual Vehicle Revenue Hours
Demand Response	8,132	4	0	26,821	3,441
Bus	34,353	18	0	91,975	9,536
<b>Total</b>	<b>42,485</b>	<b>22</b>	<b>0</b>	<b>118,796</b>	<b>12,977</b>

## Unlinked Passenger Trip per Vehicle Revenue Mile



## Metrics

### Service Efficiency

### Service Effectiveness

Mode	OE per VRM	OE per VRH	UPT per VRM	UPT per VRH	OE per UPT
Demand Response	\$7.73	\$60.25	0.3	2.4	\$25.49
Bus	\$7.66	\$73.84	0.4	3.6	\$20.50
<b>Total</b>	<b>\$7.67</b>	<b>\$70.24</b>	<b>0.4</b>	<b>3.3</b>	<b>\$21.45</b>

# 2022 Annual Agency Profile - Municipality of Yauco (NTD ID 40174)

## 2022 Funding Breakdown

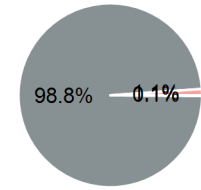
### Summary of Operating Expenses (OE)

Mode	Operating Expenses	Fare Revenues
Demand Response	\$207,325	\$0
Bus	\$704,174	\$0
<b>Total</b>	<b>\$911,499</b>	<b>\$0</b>

### Sources of Operating Funds Expended

Directly Generated	\$1,240
Federal Government	\$900,220
Local Government	\$10,039
State Government	\$0
<b>Total Operating Funds Expended</b>	<b>\$911,499</b>

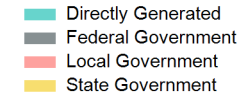
### Operating Funding Sources



### Capital Funding Sources

### Sources of Capital Funds Expended

Directly Generated	\$0
Federal Government	\$0
Local Government	\$0
State Government	\$0
<b>Total Capital Funds Expended</b>	<b>\$0</b>



## 2022 Asset Management

Transit Asset Management (TAM) Tier: Tier II      TAM Sponsor NTD ID: 4R09

### Metrics

### 2022 Performance Measure - Asset - 2023 Target (% not in State of Good Repair)

Mode	Average Fleet Age in Years
Demand Response	10.0
Bus	9.6