

2022 Annual Agency Profile - Municipality of Mayagüez (NTD ID 40194)

Mailing Address: BETANCES ST CORNER MCKINLEY
MAYAGUEZ, PR 00680

Website:

Geographic Coverage

Primary Urbanized/Rural Area Mayagüez, PR
Service Area Population 71,264
Service Area Sq. Miles 52
Other Areas Served:

Assets

Revenue Vehicles 31
Service Vehicles 1
Facilities 2

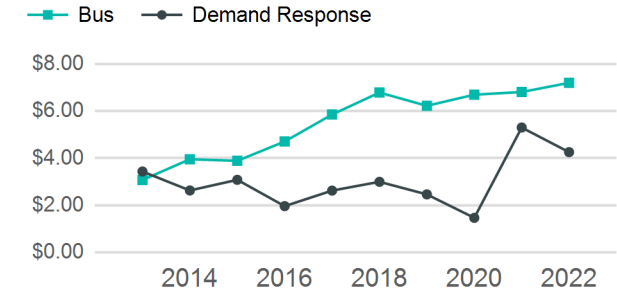
Service Consumed

Annual Unlinked Trips (UPT) 60,679

Service Supplied

Annual Vehicle Revenue Miles (VRM) 295,660
Annual Vehicle Revenue Hours (VRH) 31,294
Vehicles Operated in Maximum Service (VOMS) 17

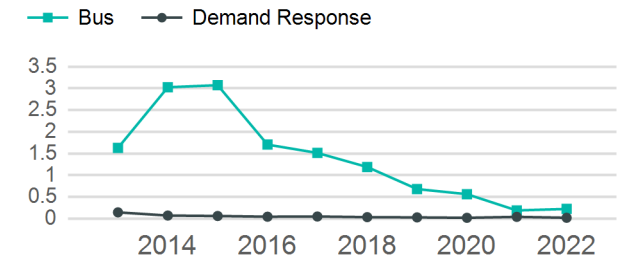
Operating Expenses per Vehicle Revenue Mile



Modal Characteristics

Mode	Annual Unlinked Passenger Trips	Directly Operated VOMS	Purchased Transportation VOMS	Annual Vehicle Revenue Miles	Annual Vehicle Revenue Hours
Demand Response	451	4	0	24,100	2,002
Bus	60,228	3	10	271,560	29,292
Total	60,679	7	10	295,660	31,294

Unlinked Passenger Trip per Vehicle Revenue Mile



Metrics

Service Efficiency

Service Effectiveness

Mode	OE per VRM	OE per VRH	UPT per VRM	UPT per VRH	OE per UPT
Demand Response	\$4.26	\$51.23	0.0	0.2	\$227.40
Bus	\$7.20	\$66.71	0.2	2.1	\$32.44
Total	\$6.96	\$65.72	0.2	1.9	\$33.89

2022 Annual Agency Profile - Municipality of Mayaguez (NTD ID 40194)

2022 Funding Breakdown

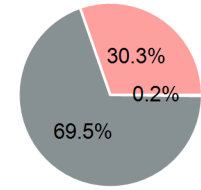
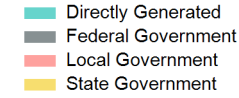
Summary of Operating Expenses (OE)

Mode	Operating Expenses	Fare Revenues
Demand Response	\$102,557	\$0
Bus	\$1,954,086	\$0
Total	\$2,056,643	\$0

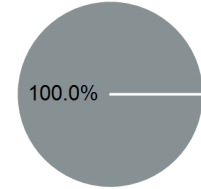
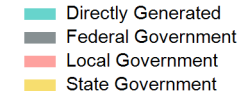
Sources of Operating Funds Expended

Directly Generated	\$3,971
Federal Government	\$1,451,703
Local Government	\$634,125
State Government	\$0
Total Operating Funds Expended	\$2,089,799

Operating Funding Sources



Capital Funding Sources



Sources of Capital Funds Expended

Directly Generated	\$0
Federal Government	\$351,494
Local Government	\$0
State Government	\$0
Total Capital Funds Expended	\$351,494

2022 Asset Management

Transit Asset Management (TAM) Tier: Tier II TAM Sponsor NTD ID: 4R09

Metrics

2022 Performance Measure - Asset - 2023 Target (% not in State of Good Repair)

Mode	Average Fleet Age in Years
Demand Response	3.0
Bus	4.2