

2022 Annual Agency Profile - Municipality of Dorado (NTD ID 40198)

Mailing Address: CALLE MENDEZ VIGO
DORADO, PR 00646

Website:

Geographic Coverage

Primary Urbanized/Rural Area San Juan, PR
Service Area Population 38,165
Service Area Sq. Miles 23
Other Areas Served:
 Puerto Rico Non-UZA

Assets

Revenue Vehicles 14
Service Vehicles 0
Facilities 1

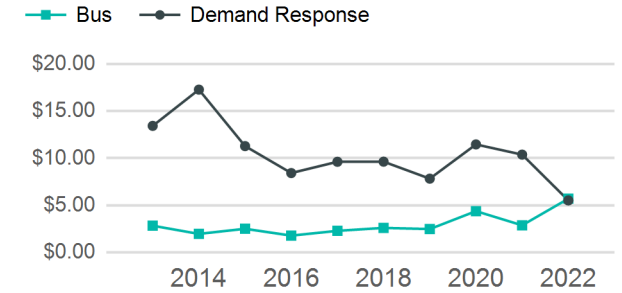
Service Consumed

Annual Unlinked Trips (UPT) 40,030

Service Supplied

Annual Vehicle Revenue Miles (VRM) 126,370
Annual Vehicle Revenue Hours (VRH) 10,213
Vehicles Operated in Maximum Service (VOMS) 9

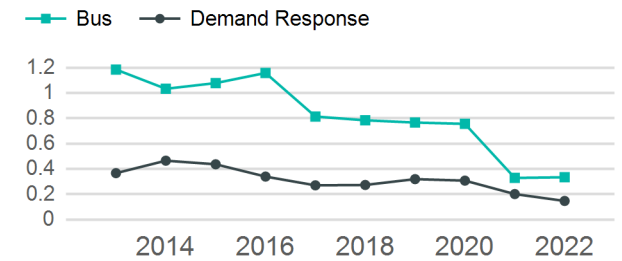
Operating Expenses per Vehicle Revenue Mile



Modal Characteristics

Mode	Annual Unlinked Passenger Trips	Directly Operated VOMS	Purchased Transportation VOMS	Annual Vehicle Revenue Miles	Annual Vehicle Revenue Hours
Demand Response	1,753	3	0	11,911	563
Bus	38,277	2	4	114,459	9,650
Total	40,030	5	4	126,370	10,213

Unlinked Passenger Trip per Vehicle Revenue Mile



Metrics

Service Efficiency

Service Effectiveness

Mode	OE per VRM	OE per VRH	UPT per VRM	UPT per VRH	OE per UPT
Demand Response	\$5.52	\$116.79	0.1	3.1	\$37.51
Bus	\$5.70	\$67.66	0.3	4.0	\$17.06
Total	\$5.69	\$70.37	0.3	3.9	\$17.95

2022 Annual Agency Profile - Municipality of Dorado (NTD ID 40198)

2022 Funding Breakdown

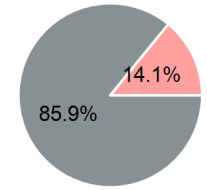
Summary of Operating Expenses (OE)

Mode	Operating Expenses	Fare Revenues
Demand Response	\$65,751	\$0
Bus	\$652,942	\$0
Total	\$718,693	\$0

Sources of Operating Funds Expended

Directly Generated	\$0
Federal Government	\$627,264
Local Government	\$102,794
State Government	\$0
Total Operating Funds Expended	\$730,058

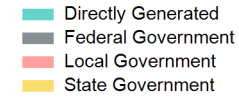
Operating Funding Sources



Capital Funding Sources

Sources of Capital Funds Expended

Directly Generated	\$0
Federal Government	\$0
Local Government	\$0
State Government	\$0
Total Capital Funds Expended	\$0



2022 Asset Management

Transit Asset Management (TAM) Tier: Tier II TAM Sponsor NTD ID: 4R09

Metrics

2022 Performance Measure - Asset - 2023 Target (% not in State of Good Repair)

Mode	Average Fleet Age in Years
Demand Response	7.0
Bus	6.8