

2022 Annual Agency Profile - Municipality of Guaynabo (NTD ID 40201)

Mailing Address: 50 CALLE JOSE DE DIEGO
GUAYNABO, PR 00965-5144

Website: <http://www.guaynabocity.gov.pr/guaynabo/>

Geographic Coverage

Primary Urbanized/Rural Area San Juan, PR
Service Area Population 83,728
Service Area Sq. Miles 27
Other Areas Served:

Assets

Revenue Vehicles 21
Service Vehicles 2
Facilities 1

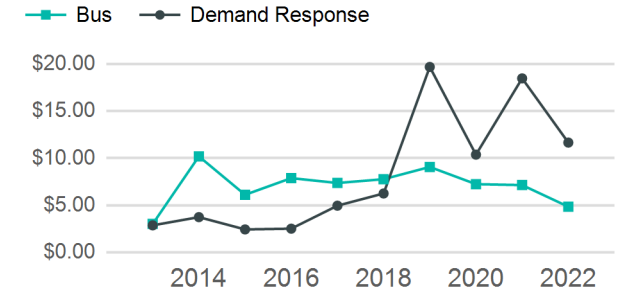
Service Consumed

Annual Unlinked Trips (UPT) 210,001

Service Supplied

Annual Vehicle Revenue Miles (VRM) 359,390
Annual Vehicle Revenue Hours (VRH) 58,741
Vehicles Operated in Maximum Service (VOMS) 15

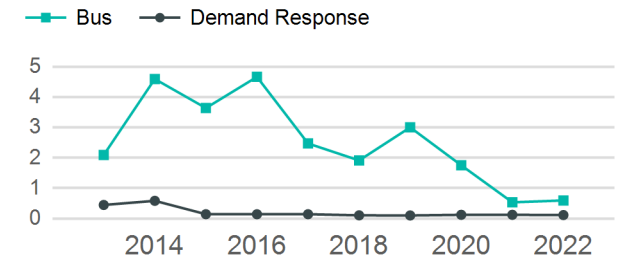
Operating Expenses per Vehicle Revenue Mile



Modal Characteristics

Mode	Annual Unlinked Passenger Trips	Directly Operated VOMS	Purchased Transportation VOMS	Annual Vehicle Revenue Miles	Annual Vehicle Revenue Hours
Demand Response	1,008	1	0	8,720	835
Bus	208,993	14	0	350,670	57,906
Total	210,001	15	0	359,390	58,741

Unlinked Passenger Trip per Vehicle Revenue Mile



Metrics

Service Efficiency

Service Effectiveness

Mode	OE per VRM	OE per VRH	UPT per VRM	UPT per VRH	OE per UPT
Demand Response	\$11.65	\$121.71	0.1	1.2	\$100.82
Bus	\$4.85	\$29.40	0.6	3.6	\$8.15
Total	\$5.02	\$30.71	0.6	3.6	\$8.59

2022 Annual Agency Profile - Municipality of Guaynabo (NTD ID 40201)

2022 Funding Breakdown

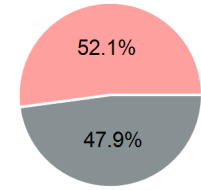
Summary of Operating Expenses (OE)

Mode	Operating Expenses	Fare Revenues
Demand Response	\$101,626	\$0
Bus	\$1,702,317	\$0
Total	\$1,803,943	\$0

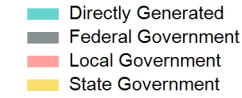
Sources of Operating Funds Expended

Directly Generated	\$0
Federal Government	\$863,726
Local Government	\$940,217
State Government	\$0
Total Operating Funds Expended	\$1,803,943

Operating Funding Sources



Capital Funding Sources



Sources of Capital Funds Expended

Directly Generated	\$0
Federal Government	\$0
Local Government	\$0
State Government	\$0
Total Capital Funds Expended	\$0

2022 Asset Management

Transit Asset Management (TAM) Tier: Tier II TAM Sponsor NTD ID: 4R09

Metrics

2022 Performance Measure - Asset - 2023 Target (% not in State of Good Repair)

Mode	Average Fleet Age in Years
Demand Response	10.0
Bus	9.0