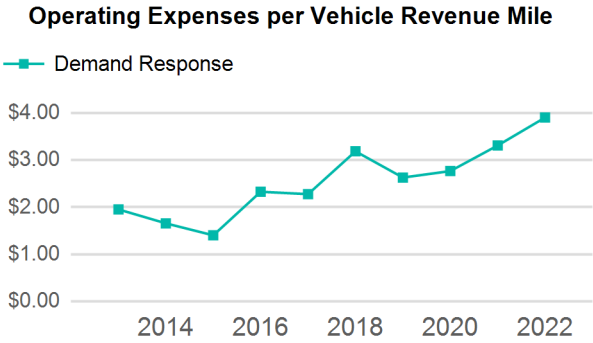


2022 Annual Agency Profile - Autauga County Commission dba Autauga County Rural Transportation (NTD ID 40213)

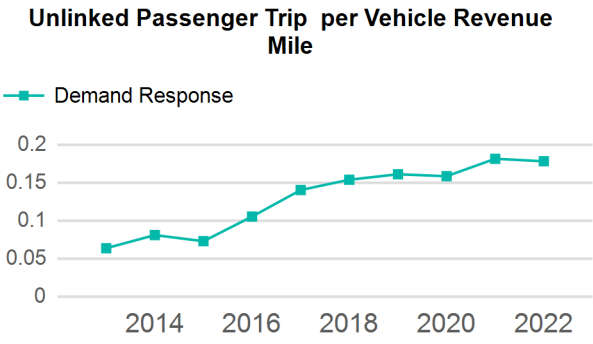
Mailing Address: 218 North Court Street
Prattville, AL 36067

Website: <http://www.autaugaco.org/default.asp?id=148>

Geographic Coverage		Service Consumed	
Primary Urbanized/Rural Area	Montgomery, AL	Annual Unlinked Trips (UPT)	44,667
Service Area Population	35,662		
Service Area Sq. Miles	139		
Other Areas Served:			
Alabama Non-UZA			
Assets		Service Supplied	
Revenue Vehicles	12	Annual Vehicle Revenue Miles (VRM)	250,675
Service Vehicles	1	Annual Vehicle Revenue Hours (VRH)	20,262
Facilities	0	Vehicles Operated in Maximum Service (VOMS)	13



Modal Characteristics					
Mode	Annual Unlinked Passenger Trips	Directly Operated VOMS	Purchased Transportation VOMS	Annual Vehicle Revenue Miles	Annual Vehicle Revenue Hours
Demand Response	44,667	13	0	250,675	20,262
Total	44,667	13	0	250,675	20,262



Metrics	Service Efficiency		Service Effectiveness		
	OE per VRM	OE per VRH	UPT per VRM	UPT per VRH	OE per UPT
Demand Response	\$3.98	\$49.27	0.2	2.2	\$22.35
Total	\$3.98	\$49.27	0.2	2.2	\$22.35

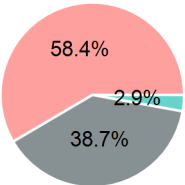
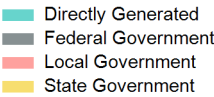
2022 Annual Agency Profile - Autauga County Commission dba Autauga County Rural Transportation (NTD ID 40213)

2022 Funding Breakdown

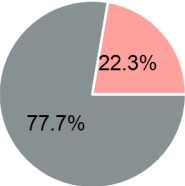
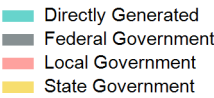
Summary of Operating Expenses (OE)

Sources of Operating Funds Expended

Operating Funding Sources



Capital Funding Sources



Sources of Capital Funds Expended

Directly Generated	\$0
Federal Government	\$274,280
Local Government	\$78,793
State Government	\$0

Total Capital Funds Expended \$353,073

Directly Generated	\$28,583
Federal Government	\$386,453
Local Government	\$583,299
State Government	\$0
Total Operating Funds Expended	\$998,335

Mode	Operating Expenses	Fare Revenues
Demand Response	\$998,335	\$28,583
Total	\$998,335	\$28,583

2022 Asset Management

Transit Asset Management (TAM) Tier

Tier II

TAM Sponsor NTD ID

4R01

Metrics

Mode

Demand Response

Average Fleet Age in Years

7.7

2022 Performance Measure - Asset - 2023 Target
(% not in State of Good Repair)