

2022 Annual Agency Profile - Cabarrus County dba Cabarrus County Transportation (NTD ID 40214)

Mailing Address: 65 Church Street S
Concord, NC 28025-3549

Website: <https://www.cabarruscounty.us/departments/transportation>

Geographic Coverage

Primary Urbanized/Rural Area Concord, NC
Service Area Population 181,468
Service Area Sq. Miles 365
Other Areas Served:
 North Carolina Non-UZA

Assets

Revenue Vehicles 24
Service Vehicles 0
Facilities 0

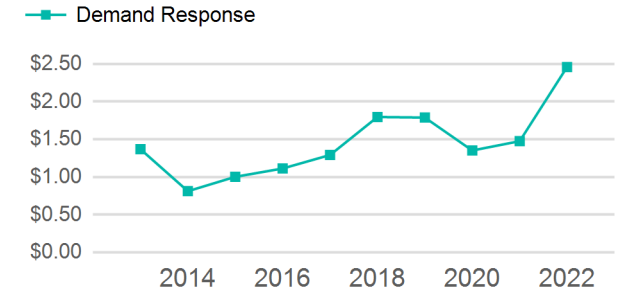
Service Consumed

Annual Unlinked Trips (UPT) 55,676

Service Supplied

Annual Vehicle Revenue Miles (VRM) 481,022
Annual Vehicle Revenue Hours (VRH) 28,854
Vehicles Operated in Maximum Service (VOMS) 22

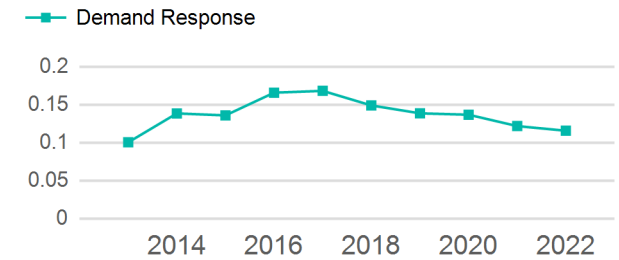
Operating Expenses per Vehicle Revenue Mile



Modal Characteristics

Mode	Annual Unlinked Passenger Trips	Directly Operated VOMS	Purchased Transportation VOMS	Annual Vehicle Revenue Miles	Annual Vehicle Revenue Hours
Demand Response	55,676	22	0	481,022	28,854
Total	55,676	22	0	481,022	28,854

Unlinked Passenger Trip per Vehicle Revenue Mile



Mode	Service Efficiency		Service Effectiveness		
	OE per VRM	OE per VRH	UPT per VRM	UPT per VRH	OE per UPT
Demand Response	\$4.92	\$81.98	0.1	1.9	\$42.48
Total	\$4.92	\$81.98	0.1	1.9	\$42.48

2022 Annual Agency Profile - Cabarrus County dba Cabarrus County Transportation (NTD ID 40214)

2022 Funding Breakdown

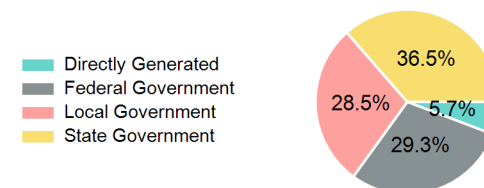
Summary of Operating Expenses (OE)

Mode	Operating Expenses	Fare Revenues
Demand Response	\$2,365,392	\$3,579
Total	\$2,365,392	\$3,579

Sources of Operating Funds Expended

Directly Generated	\$135,492
Federal Government	\$692,364
Local Government	\$675,140
State Government	\$862,396
Total Operating Funds Expended	\$2,365,392

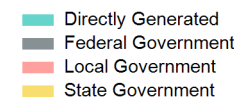
Operating Funding Sources



Capital Funding Sources

Sources of Capital Funds Expended

Directly Generated	\$0
Federal Government	\$0
Local Government	\$0
State Government	\$0
Total Capital Funds Expended	\$0



2022 Asset Management

Transit Asset Management (TAM) Tier	Tier II	TAM Sponsor NTD ID	4R06
--------------------------------------------	---------	---------------------------	------

Metrics

2022 Performance Measure - Asset - 2023 Target
(% not in State of Good Repair)

Mode	Average Fleet Age in Years
Demand Response	6.9