

2022 Annual Agency Profile - City of La Grange dba Oldham's Public Bus (NTD ID 40218)

Mailing Address: 307 W Jefferson St
La Grange, KY 40031-1111

Website: <https://www.lagrangeky.net/city-bus-service.html>

Geographic Coverage

Primary Urbanized/Rural Area Kentucky Non-UZA
Service Area Population 10,463
Service Area Sq. Miles 7
Other Areas Served: Kentucky Non-UZA

Assets

Revenue Vehicles 3
Service Vehicles 0
Facilities 0

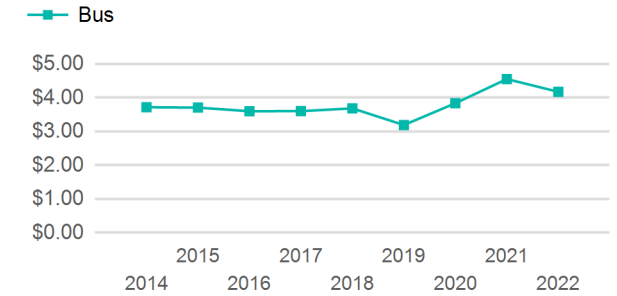
Service Consumed

Annual Unlinked Trips (UPT) 11,099

Service Supplied

Annual Vehicle Revenue Miles (VRM) 33,046
Annual Vehicle Revenue Hours (VRH) 3,008
Vehicles Operated in Maximum Service (VOMS) 1

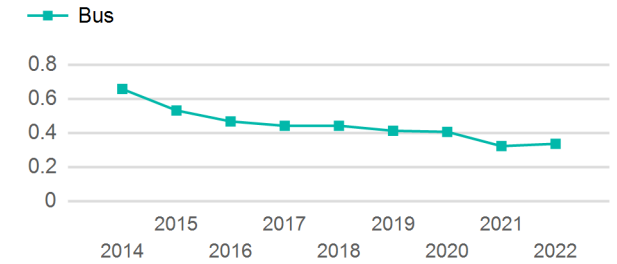
Operating Expenses per Vehicle Revenue Mile



Modal Characteristics

Mode	Annual Unlinked Passenger Trips	Directly Operated VOMS	Purchased Transportation VOMS	Annual Vehicle Revenue Miles	Annual Vehicle Revenue Hours
Bus	11,099	1	0	33,046	3,008
Total	11,099	1	0	33,046	3,008

Unlinked Passenger Trip per Vehicle Revenue Mile



Mode	Service Efficiency		Service Effectiveness		
	OE per VRM	OE per VRH	UPT per VRM	UPT per VRH	OE per UPT
Bus	\$4.17	\$45.85	0.3	3.7	\$12.43
Total	\$4.17	\$45.85	0.3	3.7	\$12.43

2022 Annual Agency Profile - City of La Grange dba Oldham's Public Bus (NTD ID 40218)

2022 Funding Breakdown

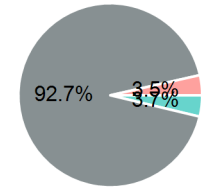
Summary of Operating Expenses (OE)

Mode	Operating Expenses	Fare Revenues
Bus	\$137,914	\$5,142
Total	\$137,914	\$5,142

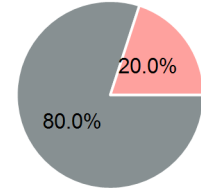
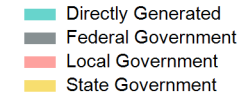
Sources of Operating Funds Expended

Directly Generated	\$5,142
Federal Government	\$127,907
Local Government	\$4,865
State Government	\$0
Total Operating Funds Expended	\$137,914

Operating Funding Sources



Capital Funding Sources



Sources of Capital Funds Expended

Directly Generated	\$0
Federal Government	\$922
Local Government	\$230
State Government	\$0
Total Capital Funds Expended	\$1,152

2022 Asset Management

Transit Asset Management (TAM) Tier Tier II

TAM Sponsor NTD ID

Metrics

2022 Performance Measure - Asset - 2023 Target
(% not in State of Good Repair)

Rolling Stock - CU - Cutaway - 50%

Mode	Average Fleet Age in Years
Bus	7.5