

2022 Annual Agency Profile - Henderson County dba Apple Country Public Transit (NTD ID 40229)

Mailing Address: 1 HISTORIC COURTHOUSE SQ
HENDERSONVILLE, NC 28792-5044

Website: <http://www.applecountrytransit.com/>

Geographic Coverage

Primary Urbanized/Rural Area Asheville, NC
Service Area Population 71,227
Service Area Sq. Miles 39
Other Areas Served:
 North Carolina Non-UZA

Assets

Revenue Vehicles 7
Service Vehicles 0
Facilities 0

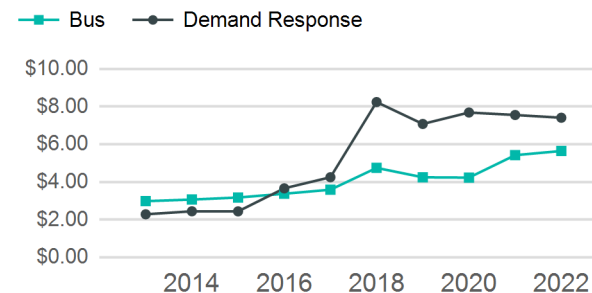
Service Consumed

Annual Unlinked Trips (UPT) 59,434

Service Supplied

Annual Vehicle Revenue Miles (VRM) 170,884
Annual Vehicle Revenue Hours (VRH) 9,279
Vehicles Operated in Maximum Service (VOMS) 4

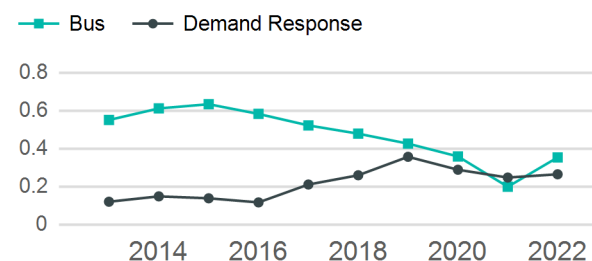
Operating Expenses per Vehicle Revenue Mile



Modal Characteristics

Mode	Annual Unlinked Passenger Trips	Directly Operated VOMS	Purchased Transportation VOMS	Annual Vehicle Revenue Miles	Annual Vehicle Revenue Hours
Demand Response	3,069	0	1	11,586	768
Bus	56,365	0	3	159,298	8,511
Total	59,434	0	4	170,884	9,279

Unlinked Passenger Trip per Vehicle Revenue Mile



Metrics

Service Efficiency

Service Effectiveness

Mode	OE per VRM	OE per VRH	UPT per VRM	UPT per VRH	OE per UPT
Demand Response	\$7.41	\$111.79	0.3	4.0	\$27.97
Bus	\$5.65	\$105.66	0.4	6.6	\$15.95
Total	\$5.76	\$106.17	0.3	6.4	\$16.58

2022 Annual Agency Profile - Henderson County dba Apple Country Public Transit (NTD ID 40229)

2022 Funding Breakdown

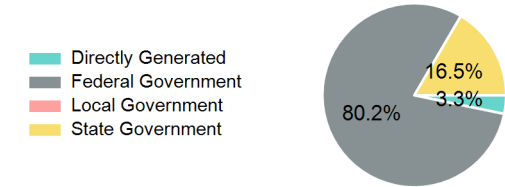
Summary of Operating Expenses (OE)

Mode	Operating Expenses	Fare Revenues
Demand Response	\$85,853	\$4,636
Bus	\$899,278	\$27,403
Total	\$985,131	\$32,039

Sources of Operating Funds Expended

Directly Generated	\$32,039
Federal Government	\$790,298
Local Government	\$0
State Government	\$162,794
Total Operating Funds Expended	\$985,131

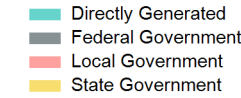
Operating Funding Sources



Capital Funding Sources

Sources of Capital Funds Expended

Directly Generated	\$0
Federal Government	\$0
Local Government	\$0
State Government	\$0
Total Capital Funds Expended	\$0



2022 Asset Management

Transit Asset Management (TAM) Tier: Tier II TAM Sponsor NTD ID: 4R06

Metrics

2022 Performance Measure - Asset - 2023 Target (% not in State of Good Repair)

Mode	Average Fleet Age in Years
Demand Response	5.0
Bus	1.0