

2022 Annual Agency Profile - Autonomous Municipality of Ponce (NTD ID 40234)

Mailing Address: CALLE COMERCIO FRENTE
PONCE, PR 00731

Website:

Geographic Coverage

Primary Urbanized/Rural Area Ponce, PR
Service Area Population 79,650
Service Area Sq. Miles 40
Other Areas Served:

Assets

Revenue Vehicles 28
Service Vehicles 5
Facilities 7

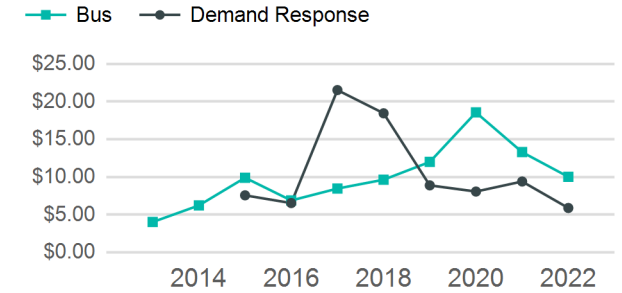
Service Consumed

Annual Unlinked Trips (UPT) 258,232

Service Supplied

Annual Vehicle Revenue Miles (VRM) 279,488
Annual Vehicle Revenue Hours (VRH) 30,305
Vehicles Operated in Maximum Service (VOMS) 27

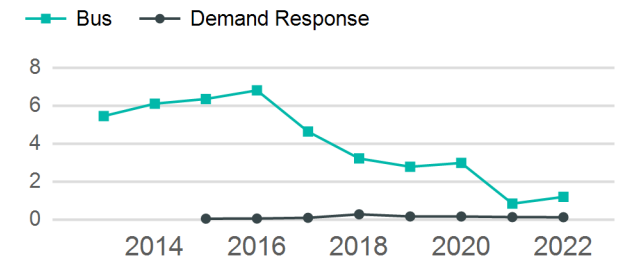
Operating Expenses per Vehicle Revenue Mile



Modal Characteristics

Mode	Annual Unlinked Passenger Trips	Directly Operated VOMS	Purchased Transportation VOMS	Annual Vehicle Revenue Miles	Annual Vehicle Revenue Hours
Demand Response	8,748	11	0	70,616	8,173
Bus	249,484	16	0	208,872	22,132
Total	258,232	27	0	279,488	30,305

Unlinked Passenger Trip per Vehicle Revenue Mile



Metrics

Service Efficiency

Service Effectiveness

Mode	OE per VRM	OE per VRH	UPT per VRM	UPT per VRH	OE per UPT
Demand Response	\$5.90	\$50.96	0.1	1.1	\$47.61
Bus	\$10.02	\$94.60	1.2	11.3	\$8.39
Total	\$8.98	\$82.83	0.9	8.5	\$9.72

2022 Annual Agency Profile - Autonomous Municipality of Ponce (NTD ID 40234)

2022 Funding Breakdown

Summary of Operating Expenses (OE)

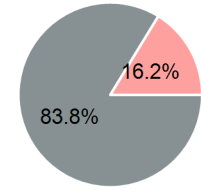
Mode	Operating Expenses	Fare Revenues
Demand Response	\$416,519	\$0
Bus	\$2,093,735	\$0
Total	\$2,510,254	\$0

Sources of Operating Funds Expended

Directly Generated	\$0
Federal Government	\$2,102,868
Local Government	\$407,386
State Government	\$0
Total Operating Funds Expended	\$2,510,254

Operating Funding Sources

■ Directly Generated
■ Federal Government
■ Local Government
■ State Government

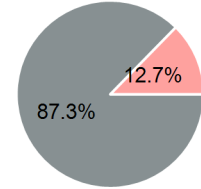


Sources of Capital Funds Expended

Directly Generated	\$0
Federal Government	\$64,578
Local Government	\$9,369
State Government	\$0
Total Capital Funds Expended	\$73,947

Capital Funding Sources

■ Directly Generated
■ Federal Government
■ Local Government
■ State Government



2022 Asset Management

Transit Asset Management (TAM) Tier: Tier II TAM Sponsor NTD ID: 4R09

Metrics

2022 Performance Measure - Asset - 2023 Target (% not in State of Good Repair)

Mode	Average Fleet Age in Years
Demand Response	3.4
Bus	6.1