

2022 Annual Agency Profile - Lancaster County Council on Aging dba Lancaster Area Ride Service (NTD ID 40237)

Mailing Address: 309 S PLANTATION RD
LANCASTER, SC 29720-1870

Website: <https://www.lancastercoa.org/transportation>

Geographic Coverage

Primary Urbanized/Rural Area Charlotte, NC--SC
Service Area Population 103,966
Service Area Sq. Miles 555
Other Areas Served:
 South Carolina Non-UZA

Assets

Revenue Vehicles 21
Service Vehicles 0
Facilities 0

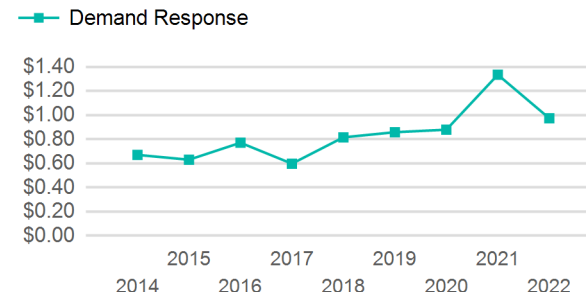
Service Consumed

Annual Unlinked Trips (UPT) 23,986

Service Supplied

Annual Vehicle Revenue Miles (VRM) 265,521
Annual Vehicle Revenue Hours (VRH) 15,999
Vehicles Operated in Maximum Service (VOMS) 15

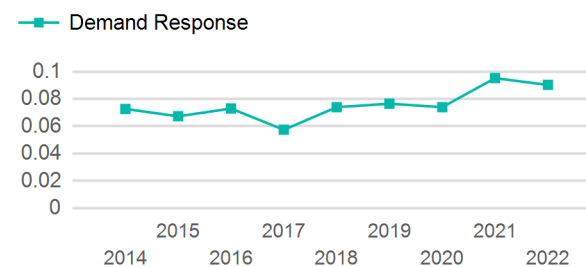
Operating Expenses per Vehicle Revenue Mile



Modal Characteristics

Mode	Annual Unlinked Passenger Trips	Directly Operated VOMS	Purchased Transportation VOMS	Annual Vehicle Revenue Miles	Annual Vehicle Revenue Hours
Demand Response	23,986	15	0	265,521	15,999
Total	23,986	15	0	265,521	15,999

Unlinked Passenger Trip per Vehicle Revenue Mile



Mode	Service Efficiency		Service Effectiveness		
	OE per VRM	OE per VRH	UPT per VRM	UPT per VRH	OE per UPT
Demand Response	\$1.95	\$32.32	0.1	1.5	\$21.56
Total	\$1.95	\$32.32	0.1	1.5	\$21.56

2022 Annual Agency Profile - Lancaster County Council on Aging dba Lancaster Area Ride Service (NTD ID 40237)

2022 Funding Breakdown

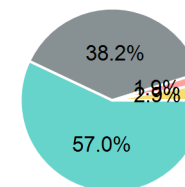
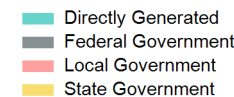
Summary of Operating Expenses (OE)

Mode	Operating Expenses	Fare Revenues
Demand Response	\$517,152	\$26,522
Total	\$517,152	\$26,522

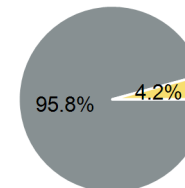
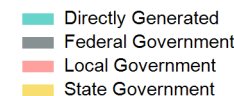
Sources of Operating Funds Expended

Directly Generated	\$294,862
Federal Government	\$197,480
Local Government	\$10,000
State Government	\$14,810
Total Operating Funds Expended	\$517,152

Operating Funding Sources



Capital Funding Sources



Sources of Capital Funds Expended

Directly Generated	\$0
Federal Government	\$95,977
Local Government	\$0
State Government	\$4,205
Total Capital Funds Expended	\$100,182

2022 Asset Management

Transit Asset Management (TAM) Tier Tier II

TAM Sponsor NTD ID 4R07

Metrics

2022 Performance Measure - Asset - 2023 Target (% not in State of Good Repair)

Mode	Average Fleet Age in Years
Demand Response	3.9