

2022 Annual Agency Profile - City of Coconut Creek (NTD ID 40238)

Mailing Address: 4800 W COPANS RD
COCONUT CREEK, FL 33063-3879

Website: <https://www.coconutcreek.net/pw/freebus>

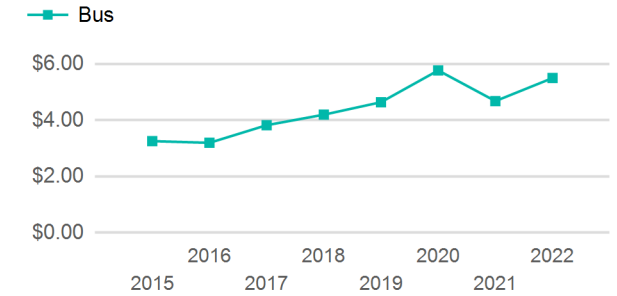
Geographic Coverage

Primary Urbanized/Rural Area Miami--Fort Lauderdale, FL
Service Area Population 61,361
Service Area Sq. Miles 12
Other Areas Served:

Service Consumed

Annual Unlinked Trips (UPT) 37,928

Operating Expenses per Vehicle Revenue Mile



Assets

Revenue Vehicles 7
Service Vehicles 2
Facilities 0

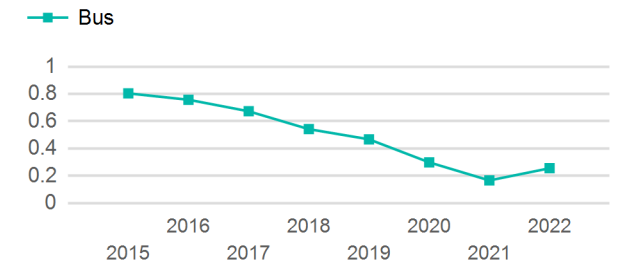
Service Supplied

Annual Vehicle Revenue Miles (VRM) 148,569
Annual Vehicle Revenue Hours (VRH) 12,514
Vehicles Operated in Maximum Service (VOMS) 4

Modal Characteristics

Mode	Annual Unlinked Passenger Trips	Directly Operated VOMS	Purchased Transportation VOMS	Annual Vehicle Revenue Miles	Annual Vehicle Revenue Hours
Bus	37,928	4	0	148,569	12,514
Total	37,928	4	0	148,569	12,514

Unlinked Passenger Trip per Vehicle Revenue Mile



Mode	Service Efficiency		Service Effectiveness		
	OE per VRM	OE per VRH	UPT per VRM	UPT per VRH	OE per UPT
Bus	\$5.50	\$65.26	0.3	3.0	\$21.53
Total	\$5.50	\$65.26	0.3	3.0	\$21.53

2022 Annual Agency Profile - City of Coconut Creek (NTD ID 40238)

2022 Funding Breakdown

Summary of Operating Expenses (OE)

Mode	Operating Expenses	Fare Revenues
Bus	\$816,699	\$0
Total	\$816,699	\$0

Sources of Operating Funds Expended

Directly Generated	\$0
Federal Government	\$0
Local Government	\$816,699
State Government	\$0
Total Operating Funds Expended	\$816,699

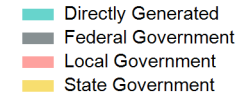
Operating Funding Sources



Capital Funding Sources

Sources of Capital Funds Expended

Directly Generated	\$0
Federal Government	\$0
Local Government	\$0
State Government	\$0
Total Capital Funds Expended	\$0



2022 Asset Management

Transit Asset Management (TAM) Tier Tier II

TAM Sponsor NTD ID

Metrics

2022 Performance Measure - Asset - 2023 Target (% not in State of Good Repair)

Equipment - Automobiles - 0%
 Equipment - Trucks and other Rubber Tire Vehicles - 0%
 Rolling Stock - CU - Cutaway - 0%

Mode	Average Fleet Age in Years
Bus	3.6