

2022 Annual Agency Profile - City of Lighthouse Point (NTD ID 40240)

Mailing Address: 2200 NE 38TH ST
LIGHTHOUSE POINT, FL 33064-3950

Website: <https://www.lighthousepoint.com/191/community-shuttle>

Geographic Coverage

Primary Urbanized/Rural Area Miami--Fort Lauderdale, FL
Service Area Population 10,587
Service Area Sq. Miles 2
Other Areas Served:

Assets

Revenue Vehicles 2
Service Vehicles 0
Facilities 0

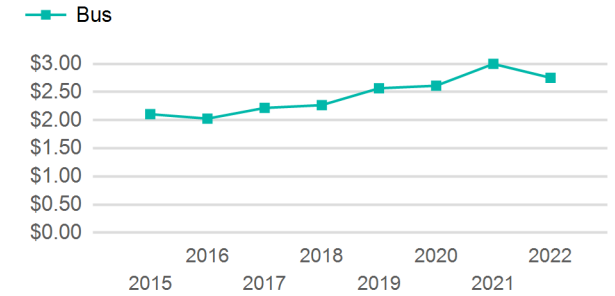
Service Consumed

Annual Unlinked Trips (UPT) 7,075

Service Supplied

Annual Vehicle Revenue Miles (VRM) 20,791
Annual Vehicle Revenue Hours (VRH) 1,494
Vehicles Operated in Maximum Service (VOMS) 1

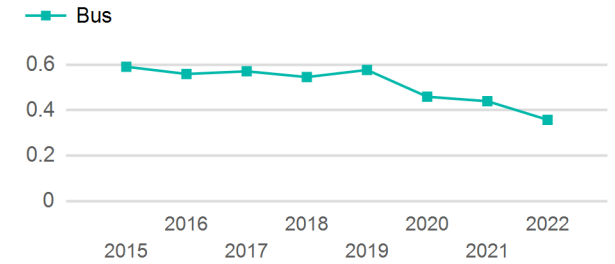
Operating Expenses per Vehicle Revenue Mile



Modal Characteristics

Mode	Annual Unlinked Passenger Trips	Directly Operated VOMS	Purchased Transportation VOMS	Annual Vehicle Revenue Miles	Annual Vehicle Revenue Hours
Bus	7,075	1	0	20,791	1,494
Total	7,075	1	0	20,791	1,494

Unlinked Passenger Trip per Vehicle Revenue Mile



Mode	Service Efficiency		Service Effectiveness		
	OE per VRM	OE per VRH	UPT per VRM	UPT per VRH	OE per UPT
Bus	\$2.72	\$37.92	0.3	4.7	\$8.01
Total	\$2.72	\$37.92	0.3	4.7	\$8.01

2022 Annual Agency Profile - City of Lighthouse Point (NTD ID 40240)

2022 Funding Breakdown

Summary of Operating Expenses (OE)

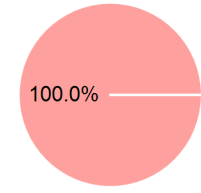
Mode	Operating Expenses	Fare Revenues
Bus	\$56,651	\$0
Total	\$56,651	\$0

Sources of Operating Funds Expended

Directly Generated	\$0
Federal Government	\$0
Local Government	\$56,651
State Government	\$0
Total Operating Funds Expended	\$56,651

Operating Funding Sources

- Directly Generated
- Federal Government
- Local Government
- State Government



Capital Funding Sources

- Directly Generated
- Federal Government
- Local Government
- State Government

Sources of Capital Funds Expended

Directly Generated	\$0
Federal Government	\$0
Local Government	\$0
State Government	\$0
Total Capital Funds Expended	\$0

2022 Asset Management

Transit Asset Management (TAM) Tier Tier II

TAM Sponsor NTD ID

Metrics

2022 Performance Measure - Asset - 2023 Target
(% not in State of Good Repair)

Mode	Average Fleet Age in Years
Bus	1.5