

2022 Annual Agency Profile - City of Miramar dba Public Works Department (NTD ID 40241)

Mailing Address: 2300 CIVIC CENTER PL
MIRAMAR, FL 33025-6577

Website: <https://www.miramarfl.gov/392/transit-operations>

Geographic Coverage

Primary Urbanized/Rural Area	Miami--Fort Lauderdale, FL
Service Area Population	141,191
Service Area Sq. Miles	30
Other Areas Served:	

Service Consumed

Annual Unlinked Trips (UPT) 12,103

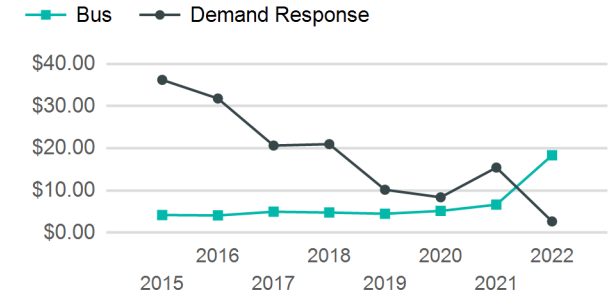
Assets

Revenue Vehicles	7
Service Vehicles	2
Facilities	3

Service Supplied

Annual Vehicle Revenue Miles (VRM)	49,143
Annual Vehicle Revenue Hours (VRH)	3,122
Vehicles Operated in Maximum Service (VOMS)	6

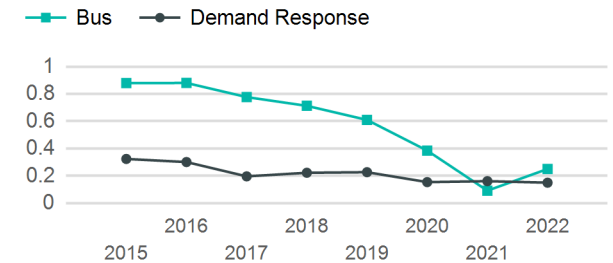
Operating Expenses per Vehicle Revenue Mile



Modal Characteristics

Mode	Annual Unlinked Passenger Trips	Directly Operated VOMS	Purchased Transportation VOMS	Annual Vehicle Revenue Miles	Annual Vehicle Revenue Hours
Demand Response	262	2	0	1,765	85
Bus	11,841	4	0	47,378	3,037
Total	12,103	6	0	49,143	3,122

Unlinked Passenger Trip per Vehicle Revenue Mile



Metrics

Service Efficiency

Service Effectiveness

Mode	OE per VRM	OE per VRH	UPT per VRM	UPT per VRH	OE per UPT
Demand Response	\$1.48	\$30.67	0.1	3.1	\$9.95
Bus	\$18.11	\$282.54	0.2	3.9	\$72.47
Total	\$17.51	\$275.68	0.2	3.9	\$71.11

2022 Annual Agency Profile - City of Miramar dba Public Works Department (NTD ID 40241)

2022 Funding Breakdown

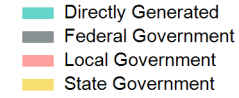
Summary of Operating Expenses (OE)

Mode	Operating Expenses	Fare Revenues
Demand Response	\$2,607	\$0
Bus	\$858,075	\$0
Total	\$860,682	\$0

Sources of Operating Funds Expended

Directly Generated	\$0
Federal Government	\$0
Local Government	\$860,682
State Government	\$0
Total Operating Funds Expended	\$860,682

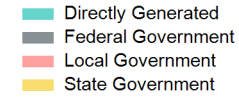
Operating Funding Sources



Capital Funding Sources

Sources of Capital Funds Expended

Directly Generated	\$0
Federal Government	\$0
Local Government	\$0
State Government	\$0
Total Capital Funds Expended	\$0



2022 Asset Management

Transit Asset Management (TAM) Tier Tier II

TAM Sponsor NTD ID

Metrics

2022 Performance Measure - Asset - 2023 Target (% not in State of Good Repair)

Equipment - Trucks and other Rubber Tire Vehicles - 50%
 Facility - Passenger / Parking Facilities - 0%
 Rolling Stock - CU - Cutaway - 0%
 Rolling Stock - VN - Van - 0%

Mode	Average Fleet Age in Years
Demand Response	6.3
Bus	3.5