

2022 Annual Agency Profile - City of Coral Springs (NTD ID 40253)

Mailing Address: 9500 W SAMPLE RD
CORAL SPRINGS, FL 33065-4103

Website: <https://www.coral Springs.org/government/departments/parks-and-recreation/community-bus>

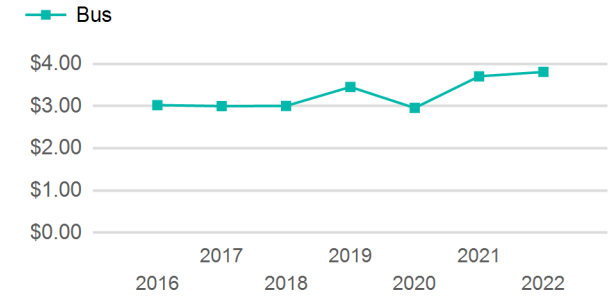
Geographic Coverage

Primary Urbanized/Rural Area Miami--Fort Lauderdale, FL
Service Area Population 129,485
Service Area Sq. Miles 24
Other Areas Served:

Service Consumed

Annual Unlinked Trips (UPT) 49,382

Operating Expenses per Vehicle Revenue Mile



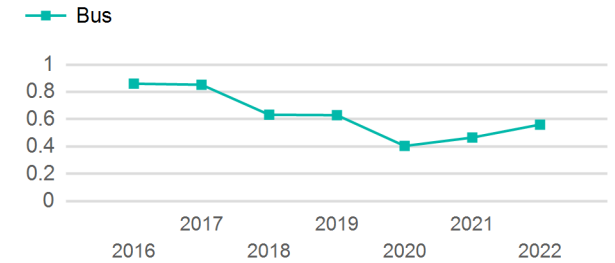
Assets

Revenue Vehicles 4
Service Vehicles 0
Facilities 0

Service Supplied

Annual Vehicle Revenue Miles (VRM) 88,052
Annual Vehicle Revenue Hours (VRH) 6,559
Vehicles Operated in Maximum Service (VOMS) 2

Unlinked Passenger Trip per Vehicle Revenue Mile



Modal Characteristics

Mode	Annual Unlinked Passenger Trips	Directly Operated VOMS	Purchased Transportation VOMS	Annual Vehicle Revenue Miles	Annual Vehicle Revenue Hours
Bus	49,382	0	2	88,052	6,559
Total	49,382	0	2	88,052	6,559

Metrics

Service Efficiency

Service Effectiveness

Mode	OE per VRM	OE per VRH	UPT per VRM	UPT per VRH	OE per UPT
Bus	\$3.81	\$51.14	0.6	7.5	\$6.79
Total	\$3.81	\$51.14	0.6	7.5	\$6.79

2022 Annual Agency Profile - City of Coral Springs (NTD ID 40253)

2022 Funding Breakdown

Summary of Operating Expenses (OE)

Mode	Operating Expenses	Fare Revenues
Bus	\$335,425	\$0
Total	\$335,425	\$0

Sources of Operating Funds Expended

Directly Generated	\$0
Federal Government	\$0
Local Government	\$349,618
State Government	\$0
Total Operating Funds Expended	\$349,618

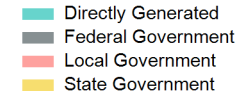
Operating Funding Sources



Capital Funding Sources

Sources of Capital Funds Expended

Directly Generated	\$0
Federal Government	\$0
Local Government	\$0
State Government	\$0
Total Capital Funds Expended	\$0



2022 Asset Management

Transit Asset Management (TAM) Tier Tier II

TAM Sponsor NTD ID

Metrics

2022 Performance Measure - Asset - 2023 Target (% not in State of Good Repair)

Mode	Average Fleet Age in Years
Bus	2.0