

2022 Annual Agency Profile - City of Pompano Beach (NTD ID 40257)

Mailing Address: 100 W ATLANTIC BLVD
POMPANO BEACH, FL 33060-6099

Website: <https://www.pompanobeachfl.gov/residents/resident-information/community-shuttle-program>

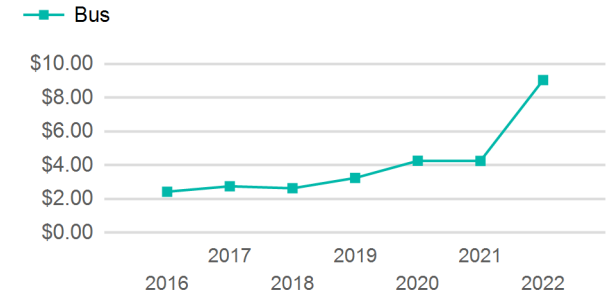
Geographic Coverage

Primary Urbanized/Rural Area Miami--Fort Lauderdale, FL
Service Area Population 111,954
Service Area Sq. Miles 25
Other Areas Served:

Service Consumed

Annual Unlinked Trips (UPT) 59,072

Operating Expenses per Vehicle Revenue Mile



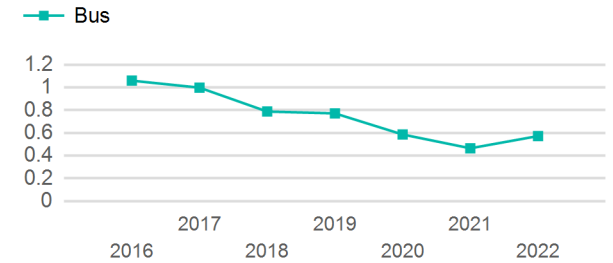
Assets

Revenue Vehicles 4
Service Vehicles 0
Facilities 1

Service Supplied

Annual Vehicle Revenue Miles (VRM) 103,280
Annual Vehicle Revenue Hours (VRH) 8,024
Vehicles Operated in Maximum Service (VOMS) 4

Unlinked Passenger Trip per Vehicle Revenue Mile



Modal Characteristics

Mode	Annual Unlinked Passenger Trips	Directly Operated VOMS	Purchased Transportation VOMS	Annual Vehicle Revenue Miles	Annual Vehicle Revenue Hours
Bus	59,072	0	4	103,280	8,024
Total	59,072	0	4	103,280	8,024

Metrics

Service Efficiency

Service Effectiveness

Mode	OE per VRM	OE per VRH	UPT per VRM	UPT per VRH	OE per UPT
Bus	\$4.63	\$59.65	0.6	7.4	\$8.10
Total	\$4.63	\$59.65	0.6	7.4	\$8.10

2022 Annual Agency Profile - City of Pompano Beach (NTD ID 40257)

2022 Funding Breakdown

Summary of Operating Expenses (OE)

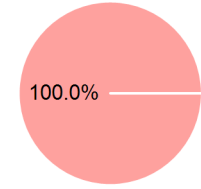
Mode	Operating Expenses	Fare Revenues
Bus	\$478,611	\$0
Total	\$478,611	\$0

Sources of Operating Funds Expended

Directly Generated	\$0
Federal Government	\$0
Local Government	\$485,707
State Government	\$0
Total Operating Funds Expended	\$485,707

Operating Funding Sources

- Directly Generated
- Federal Government
- Local Government
- State Government



Capital Funding Sources

- Directly Generated
- Federal Government
- Local Government
- State Government

Sources of Capital Funds Expended

Directly Generated	\$0
Federal Government	\$0
Local Government	\$0
State Government	\$0
Total Capital Funds Expended	\$0

2022 Asset Management

Transit Asset Management (TAM) Tier Tier II

TAM Sponsor NTD ID

Metrics

2022 Performance Measure - Asset - 2023 Target
(% not in State of Good Repair)

Mode	Average Fleet Age in Years
Bus	1.0