

# 2022 Annual Agency Profile - Town of Davie (NTD ID 40262)

**Mailing Address:** 6591 ORANGE DR  
DAVIE, FL 33314-3348

**Website:** <https://www.davie-fl.gov/quicklinks.aspx?cid=85>

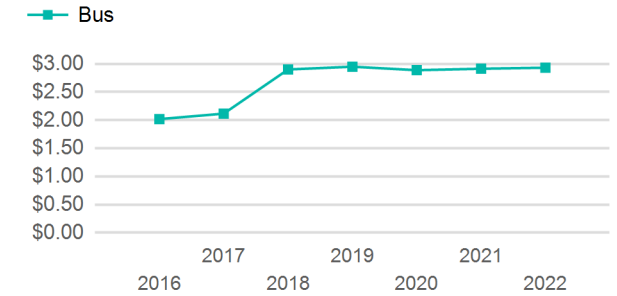
## Geographic Coverage

**Primary Urbanized/Rural Area** Miami--Fort Lauderdale, FL  
**Service Area Population** 100,882  
**Service Area Sq. Miles** 36  
**Other Areas Served:**

## Service Consumed

**Annual Unlinked Trips (UPT)** 56,784

## Operating Expenses per Vehicle Revenue Mile



## Assets

**Revenue Vehicles** 17  
**Service Vehicles** 0  
**Facilities** 1

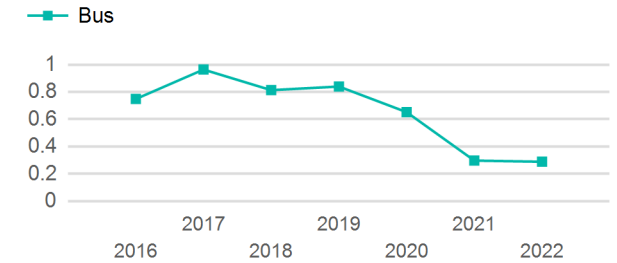
## Service Supplied

**Annual Vehicle Revenue Miles (VRM)** 196,887  
**Annual Vehicle Revenue Hours (VRH)** 13,738  
**Vehicles Operated in Maximum Service (VOMS)** 6

## Modal Characteristics

Mode	Annual Unlinked Passenger Trips	Directly Operated VOMS	Purchased Transportation VOMS	Annual Vehicle Revenue Miles	Annual Vehicle Revenue Hours
Bus	56,784	0	6	196,887	13,738
<b>Total</b>	<b>56,784</b>	<b>0</b>	<b>6</b>	<b>196,887</b>	<b>13,738</b>

## Unlinked Passenger Trip per Vehicle Revenue Mile



## Metrics

### Service Efficiency

### Service Effectiveness

Mode	OE per VRM	OE per VRH	UPT per VRM	UPT per VRH	OE per UPT
Bus	\$2.93	\$42.02	0.3	4.1	\$10.17
<b>Total</b>	<b>\$2.93</b>	<b>\$42.02</b>	<b>0.3</b>	<b>4.1</b>	<b>\$10.17</b>

# 2022 Annual Agency Profile - Town of Davie (NTD ID 40262)

## 2022 Funding Breakdown

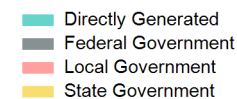
### Summary of Operating Expenses (OE)

Mode	Operating Expenses	Fare Revenues
Bus	\$577,314	\$0
<b>Total</b>	<b>\$577,314</b>	<b>\$0</b>

### Sources of Operating Funds Expended

Directly Generated	\$0
Federal Government	\$0
Local Government	\$619,891
State Government	\$0
<b>Total Operating Funds Expended</b>	<b>\$619,891</b>

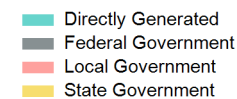
### Operating Funding Sources



### Capital Funding Sources

### Sources of Capital Funds Expended

Directly Generated	\$0
Federal Government	\$0
Local Government	\$0
State Government	\$0
<b>Total Capital Funds Expended</b>	<b>\$0</b>



## 2022 Asset Management

Transit Asset Management (TAM) Tier Tier II

TAM Sponsor NTD ID

### Metrics

2022 Performance Measure - Asset - 2023 Target  
(% not in State of Good Repair)

Mode	Average Fleet Age in Years
Bus	5.8