

2022 Annual Agency Profile - Municipality of Ciales (NTD ID 40268)

Mailing Address: PALMER ST
CIALES, PR 00638

Website: <https://www.citydirectory.us/municipality-ciales.html>

Geographic Coverage

Primary Urbanized/Rural Area San Juan, PR
Service Area Population 16,513
Service Area Sq. Miles 66
Other Areas Served:

Service Consumed

Annual Unlinked Trips (UPT) 15

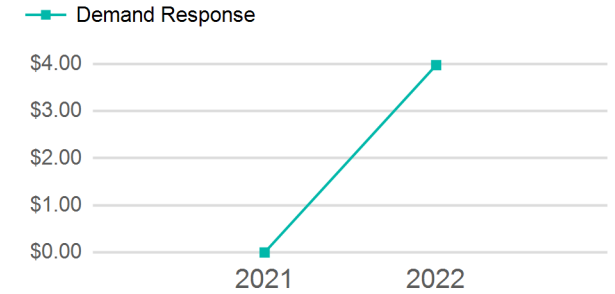
Assets

Revenue Vehicles 7
Service Vehicles 0
Facilities 2

Service Supplied

Annual Vehicle Revenue Miles (VRM) 4,137
Annual Vehicle Revenue Hours (VRH) 1,278
Vehicles Operated in Maximum Service (VOMS) 1

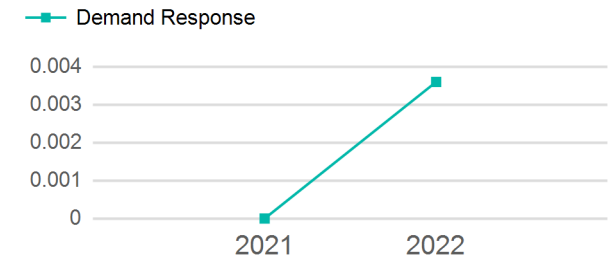
Operating Expenses per Vehicle Revenue Mile



Modal Characteristics

Mode	Annual Unlinked Passenger Trips	Directly Operated VOMS	Purchased Transportation VOMS	Annual Vehicle Revenue Miles	Annual Vehicle Revenue Hours
Demand Response	15	1	0	4,137	1,278
Total	15	1	0	4,137	1,278

Unlinked Passenger Trip per Vehicle Revenue Mile



Mode	Service Efficiency		Service Effectiveness		
	OE per VRM	OE per VRH	UPT per VRM	UPT per VRH	OE per UPT
Demand Response	\$3.97	\$12.87	0.0	0.0	\$1,096.20
Total	\$3.97	\$12.87	0.0	0.0	\$1,096.20

2022 Annual Agency Profile - Municipality of Ciales (NTD ID 40268)

2022 Funding Breakdown

Summary of Operating Expenses (OE)

Mode	Operating Expenses	Fare Revenues
Demand Response	\$16,443	\$0
Total	\$16,443	\$0

Sources of Operating Funds Expended

Directly Generated	\$0
Federal Government	\$16,443
Local Government	\$0
State Government	\$0
Total Operating Funds Expended	\$16,443

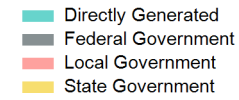
Operating Funding Sources



Capital Funding Sources

Sources of Capital Funds Expended

Directly Generated	\$0
Federal Government	\$0
Local Government	\$0
State Government	\$0
Total Capital Funds Expended	\$0



2022 Asset Management

Transit Asset Management (TAM) Tier: Tier II TAM Sponsor NTD ID: 4R09

Metrics

2022 Performance Measure - Asset - 2023 Target (% not in State of Good Repair)

Mode	Average Fleet Age in Years
Demand Response	10.0