

2022 Annual Agency Profile - City of Rock Hill (NTD ID 40270)

Mailing Address: 155 JOHNSTON ST
ROCK HILL, SC 29730-4505

Website: <https://myriderockhill.com/>

Geographic Coverage

Primary Urbanized/Rural Area Rock Hill, SC
Service Area Population 74,300
Service Area Sq. Miles 15
Other Areas Served:

Assets

Revenue Vehicles 13
Service Vehicles 2
Facilities 0

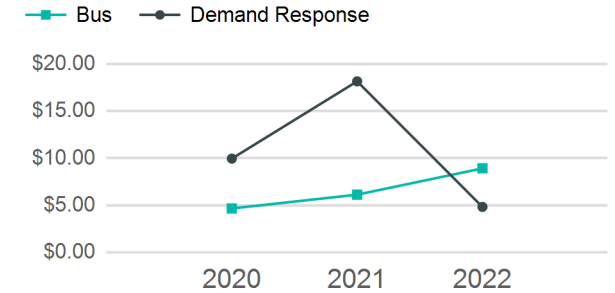
Service Consumed

Annual Unlinked Trips (UPT) 180,993

Service Supplied

Annual Vehicle Revenue Miles (VRM) 189,268
Annual Vehicle Revenue Hours (VRH) 17,236
Vehicles Operated in Maximum Service (VOMS) 10

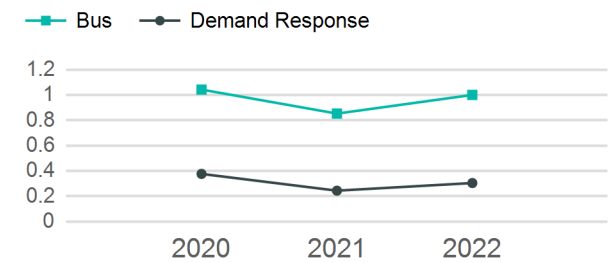
Operating Expenses per Vehicle Revenue Mile



Modal Characteristics

Mode	Annual Unlinked Passenger Trips	Directly Operated VOMS	Purchased Transportation VOMS	Annual Vehicle Revenue Miles	Annual Vehicle Revenue Hours
Demand Response	3,701	2	0	12,154	2,312
Bus	177,292	8	0	177,114	14,924
Total	180,993	10	0	189,268	17,236

Unlinked Passenger Trip per Vehicle Revenue Mile



Metrics

Service Efficiency

Service Effectiveness

Mode	OE per VRM	OE per VRH	UPT per VRM	UPT per VRH	OE per UPT
Demand Response	\$4.83	\$25.38	0.3	1.6	\$15.85
Bus	\$8.92	\$105.84	1.0	11.9	\$8.91
Total	\$8.66	\$95.04	1.0	10.5	\$9.05

2022 Annual Agency Profile - City of Rock Hill (NTD ID 40270)

2022 Funding Breakdown

Summary of Operating Expenses (OE)

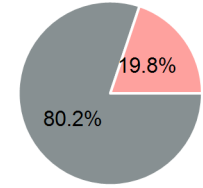
Mode	Operating Expenses	Fare Revenues
Demand Response	\$58,672	\$0
Bus	\$1,579,501	\$0
Total	\$1,638,173	\$0

Sources of Operating Funds Expended

Directly Generated	\$0
Federal Government	\$1,313,148
Local Government	\$325,025
State Government	\$0
Total Operating Funds Expended	\$1,638,173

Operating Funding Sources

■ Directly Generated
■ Federal Government
■ Local Government
■ State Government

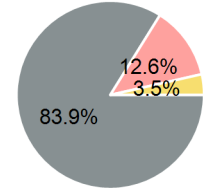


Sources of Capital Funds Expended

Directly Generated	\$0
Federal Government	\$3,054,451
Local Government	\$458,109
State Government	\$128,610
Total Capital Funds Expended	\$3,641,170

Capital Funding Sources

■ Directly Generated
■ Federal Government
■ Local Government
■ State Government



2022 Asset Management

Transit Asset Management (TAM) Tier: Tier II TAM Sponsor NTD ID: 4R07

Metrics

2022 Performance Measure - Asset - 2023 Target (% not in State of Good Repair)

Mode	Average Fleet Age in Years
Demand Response	4.0
Bus	2.4