

2022 Annual Agency Profile - Rabun County (NTD ID 40904)

Mailing Address: 25 COURTHOUSE SQ STE 201
CLAYTON, GA 30525-4114

Website: <http://www.rabuncounty.ga.gov/senior.php>

Service Consumed

Annual Unlinked Trips (UPT) 5,538

Service Supplied

Annual Vehicle Revenue Miles (VRM) 53,341

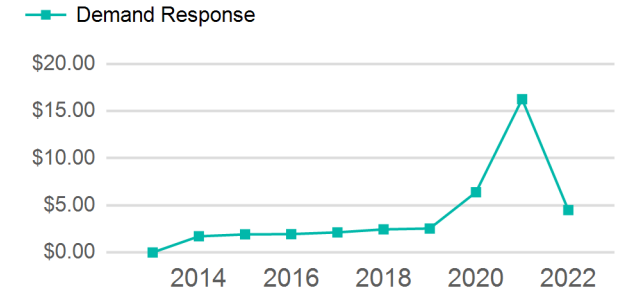
Annual Vehicle Revenue Hours (VRH) 4,337

Vehicles Operated in Maximum Service (VOMS) 5

Assets

Revenue Vehicles 5
Service Vehicles 0
Facilities 0

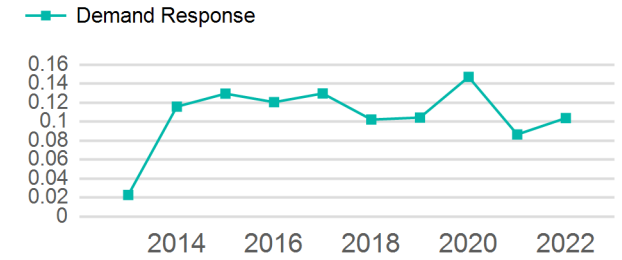
Operating Expenses per Vehicle Revenue Mile



Modal Characteristics

Mode	Annual Unlinked Passenger Trips	Directly Operated VOMS	Purchased Transportation VOMS	Annual Vehicle Revenue Miles	Annual Vehicle Revenue Hours
Demand Response	5,538	5	0	53,341	4,337
Total	5,538	5	0	53,341	4,337

Unlinked Passenger Trip per Vehicle Revenue Mile



Mode	Service Efficiency		Service Effectiveness		
	OE per VRM	OE per VRH	UPT per VRM	UPT per VRH	OE per UPT
Demand Response	\$4.50	\$55.38	0.1	1.3	\$43.37
Total	\$4.50	\$55.38	0.1	1.3	\$43.37

2022 Annual Agency Profile - Rabun County (NTD ID 40904)

2022 Funding Breakdown

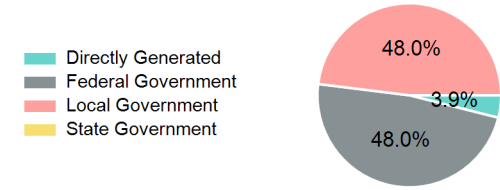
Summary of Operating Expenses (OE)

Mode	Operating Expenses	Fare Revenues
Demand Response	\$240,174	\$9,436
Total	\$240,174	\$9,436

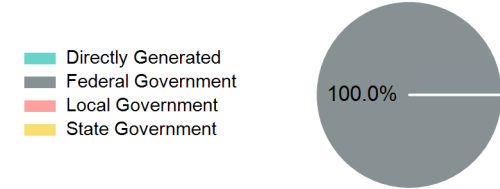
Sources of Operating Funds Expended

Directly Generated	\$9,436
Federal Government	\$115,365
Local Government	\$115,373
State Government	\$0
Total Operating Funds Expended	\$240,174

Operating Funding Sources



Capital Funding Sources



Sources of Capital Funds Expended

Directly Generated	\$0
Federal Government	\$52,521
Local Government	\$0
State Government	\$0
Total Capital Funds Expended	\$52,521

2022 Asset Management

Transit Asset Management (TAM) Tier	Tier II	TAM Sponsor NTD ID	4R03
--	---------	---------------------------	------

Metrics

2022 Performance Measure - Asset - 2023 Target (% not in State of Good Repair)

Equipment - Automobiles - 10%
Equipment - Trucks and other Rubber Tire Vehicles - 10%
Facility - Administrative / Maintenance Facilities - 25%
Facility - Passenger / Parking Facilities - 10%
Rolling Stock - AO - Automobile - 10%
Rolling Stock - BU - Bus - 12%
Rolling Stock - CU - Cutaway - 53%
Rolling Stock - MV - Minivan - 10%
Rolling Stock - SB - School Bus - 25%
Rolling Stock - VN - Van - 10%

Mode	Average Fleet Age in Years
Demand Response	5.2