

2022 Annual Agency Profile - Graham County (NTD ID 40913)

Mailing Address: 12 N MAIN ST
ROBBINSVILLE, NC 28771-8413

Website: <http://www.grahamcounty.org>

Service Consumed

Annual Unlinked Trips (UPT) 16,244

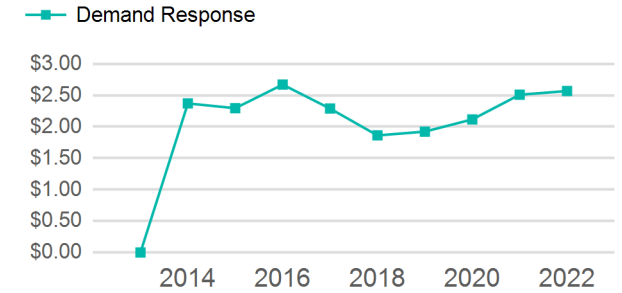
Assets

Revenue Vehicles 9
Service Vehicles 0
Facilities 1

Service Supplied

Annual Vehicle Revenue Miles (VRM) 269,363
Annual Vehicle Revenue Hours (VRH) 13,904
Vehicles Operated in Maximum Service (VOMS) 9

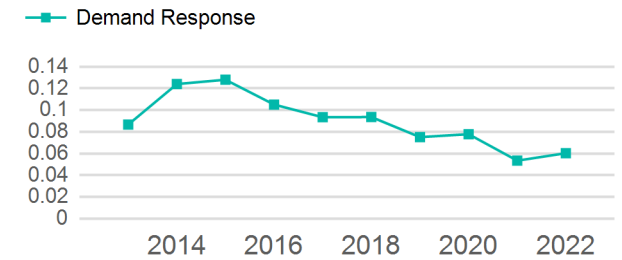
Operating Expenses per Vehicle Revenue Mile



Modal Characteristics

Mode	Annual Unlinked Passenger Trips	Directly Operated VOMS	Purchased Transportation VOMS	Annual Vehicle Revenue Miles	Annual Vehicle Revenue Hours
Demand Response	16,244	9	0	269,363	13,904
Total	16,244	9	0	269,363	13,904

Unlinked Passenger Trip per Vehicle Revenue Mile



Metrics

Mode	Service Efficiency		Service Effectiveness		
	OE per VRM	OE per VRH	UPT per VRM	UPT per VRH	OE per UPT
Demand Response	\$2.57	\$49.76	0.1	1.2	\$42.59
Total	\$2.57	\$49.76	0.1	1.2	\$42.59

2022 Annual Agency Profile - Graham County (NTD ID 40913)

2022 Funding Breakdown

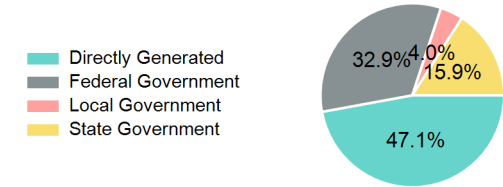
Summary of Operating Expenses (OE)

Mode	Operating Expenses	Fare Revenues
Demand Response	\$691,813	\$0
Total	\$691,813	\$0

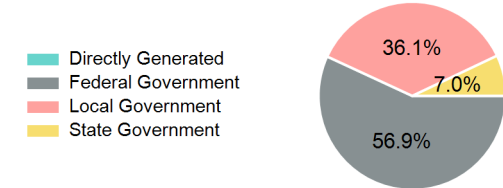
Sources of Operating Funds Expended

Directly Generated	\$325,984
Federal Government	\$227,945
Local Government	\$27,948
State Government	\$109,936
Total Operating Funds Expended	\$691,813

Operating Funding Sources



Capital Funding Sources



Sources of Capital Funds Expended

Directly Generated	\$0
Federal Government	\$397
Local Government	\$252
State Government	\$49
Total Capital Funds Expended	\$698

2022 Asset Management

Transit Asset Management (TAM) Tier	Tier II	TAM Sponsor NTD ID	4R06
--	---------	---------------------------	------

Metrics

2022 Performance Measure - Asset - 2023 Target (% not in State of Good Repair)

- Equipment - Automobiles - 20%
- Equipment - Trucks and other Rubber Tire Vehicles - 20%
- Facility - Administrative / Maintenance Facilities - 20%
- Facility - Passenger / Parking Facilities - 20%
- Rolling Stock - BU - Bus - 20%
- Rolling Stock - CU - Cutaway - 20%
- Rolling Stock - FB - Ferryboat - 20%
- Rolling Stock - MV - Minivan - 20%
- Rolling Stock - OR - Other - 20%
- Rolling Stock - SB - School Bus - 20%
- Rolling Stock - SV - Sports Utility Vehicle - 20%
- Rolling Stock - VN - Van - 20%

Mode	Average Fleet Age in Years
Demand Response	4.0