

2022 Annual Agency Profile - Randolph County Senior Adult Association Inc. (NTD ID 40921)

Mailing Address: 347 A W Salisbury St
Asheboro, NC 27203-5692

Website: <http://www.senioradults.org/transportation.html>

Service Consumed

Annual Unlinked Trips (UPT) 35,269

Service Supplied

Annual Vehicle Revenue Miles (VRM) 387,171

Annual Vehicle Revenue Hours (VRH) 23,386

Vehicles Operated in Maximum Service (VOMS) 15

Assets

Revenue Vehicles 40

Service Vehicles 1

Facilities 1

Modal Characteristics

Mode	Annual Unlinked Passenger Trips	Directly Operated VOMS	Purchased Transportation VOMS	Annual Vehicle Revenue Miles	Annual Vehicle Revenue Hours
Demand Response	35,269	13	2	387,171	23,386
Total	35,269	13	2	387,171	23,386

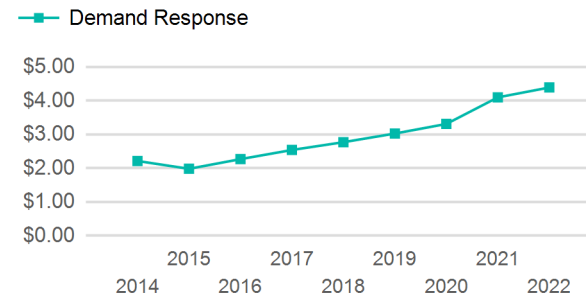
Metrics

Service Efficiency

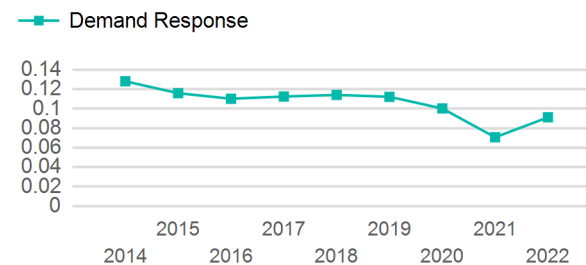
Service Effectiveness

Mode	OE per VRM	OE per VRH	UPT per VRM	UPT per VRH	OE per UPT
Demand Response	\$4.39	\$72.68	0.1	1.5	\$48.19
Total	\$4.39	\$72.68	0.1	1.5	\$48.19

Operating Expenses per Vehicle Revenue Mile



Unlinked Passenger Trip per Vehicle Revenue Mile



2022 Annual Agency Profile - Randolph County Senior Adult Association Inc. (NTD ID 40921)

2022 Funding Breakdown

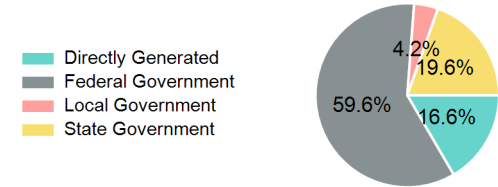
Summary of Operating Expenses (OE)

Mode	Operating Expenses	Fare Revenues
Demand Response	\$1,699,609	\$16,715
Total	\$1,699,609	\$16,715

Sources of Operating Funds Expended

Directly Generated	\$281,629
Federal Government	\$1,013,417
Local Government	\$72,049
State Government	\$332,514
Total Operating Funds Expended	\$1,699,609

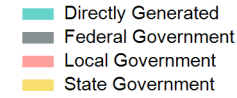
Operating Funding Sources



Capital Funding Sources

Sources of Capital Funds Expended

Directly Generated	\$0
Federal Government	\$0
Local Government	\$0
State Government	\$0
Total Capital Funds Expended	\$0



2022 Asset Management

Transit Asset Management (TAM) Tier	Tier II	TAM Sponsor NTD ID	4R06
--	---------	---------------------------	------

Metrics

2022 Performance Measure - Asset - 2023 Target (% not in State of Good Repair)

Equipment - Automobiles - 20%
Equipment - Trucks and other Rubber Tire Vehicles - 20%
Facility - Administrative / Maintenance Facilities - 20%
Facility - Passenger / Parking Facilities - 20%
Rolling Stock - BU - Bus - 20%
Rolling Stock - CU - Cutaway - 20%
Rolling Stock - FB - Ferryboat - 20%
Rolling Stock - MV - Minivan - 20%
Rolling Stock - OR - Other - 20%
Rolling Stock - SB - School Bus - 20%
Rolling Stock - SV - Sports Utility Vehicle - 20%
Rolling Stock - VN - Van - 20%

Mode	Average Fleet Age in Years
Demand Response	4.1