

2022 Annual Agency Profile - Sampson County (NTD ID 40933)

Mailing Address: 406 COUNTY COMPLEX RD
CLINTON, NC 28328-4780

Website: <http://www.sampsonnc.com>

Service Consumed

Annual Unlinked Trips (UPT) 37,373

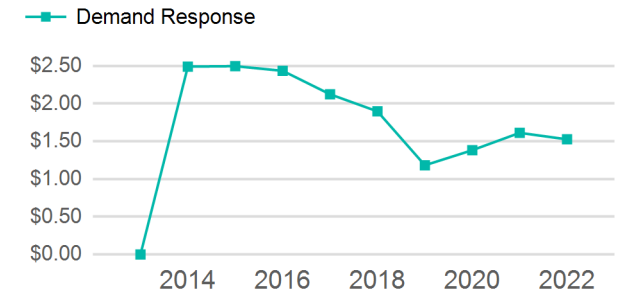
Service Supplied

Annual Vehicle Revenue Miles (VRM) 567,783

Annual Vehicle Revenue Hours (VRH) 24,109

Vehicles Operated in Maximum Service (VOMS) 12

Operating Expenses per Vehicle Revenue Mile



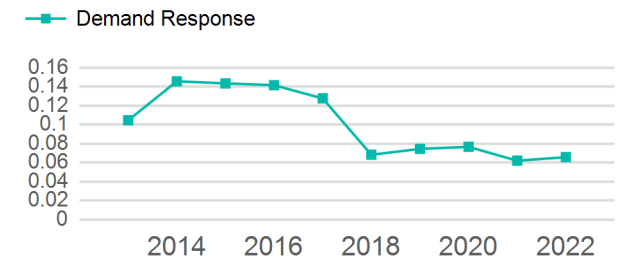
Assets

Revenue Vehicles 20
Service Vehicles 0
Facilities 1

Modal Characteristics

Mode	Annual Unlinked Passenger Trips	Directly Operated VOMS	Purchased Transportation VOMS	Annual Vehicle Revenue Miles	Annual Vehicle Revenue Hours
Demand Response	37,373	12	0	567,783	24,109
Total	37,373	12	0	567,783	24,109

Unlinked Passenger Trip per Vehicle Revenue Mile



Metrics

Service Efficiency

Service Effectiveness

Mode	OE per VRM	OE per VRH	UPT per VRM	UPT per VRH	OE per UPT
Demand Response	\$1.53	\$35.94	0.1	1.6	\$23.18
Total	\$1.53	\$35.94	0.1	1.6	\$23.18

2022 Annual Agency Profile - Sampson County (NTD ID 40933)

2022 Funding Breakdown

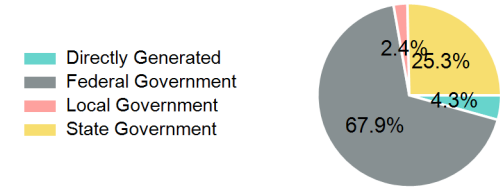
Summary of Operating Expenses (OE)

Mode	Operating Expenses	Fare Revenues
Demand Response	\$866,422	\$33,281
Total	\$866,422	\$33,281


Sources of Operating Funds Expended

Directly Generated	\$37,313
Federal Government	\$588,459
Local Government	\$21,226
State Government	\$219,424
Total Operating Funds Expended	\$866,422

Operating Funding Sources



Capital Funding Sources



Sources of Capital Funds Expended

Directly Generated	\$0
Federal Government	\$36,830
Local Government	\$4,605
State Government	\$4,603
Total Capital Funds Expended	\$46,038

2022 Asset Management

Transit Asset Management (TAM) Tier	Tier II	TAM Sponsor NTD ID	4R06
--	---------	---------------------------	------

Metrics

2022 Performance Measure - Asset - 2023 Target (% not in State of Good Repair)

- Equipment - Automobiles - 20%
- Equipment - Trucks and other Rubber Tire Vehicles - 20%
- Facility - Administrative / Maintenance Facilities - 20%
- Facility - Passenger / Parking Facilities - 20%
- Rolling Stock - BU - Bus - 20%
- Rolling Stock - CU - Cutaway - 20%
- Rolling Stock - FB - Ferryboat - 20%
- Rolling Stock - MV - Minivan - 20%
- Rolling Stock - OR - Other - 20%
- Rolling Stock - SB - School Bus - 20%
- Rolling Stock - SV - Sports Utility Vehicle - 20%
- Rolling Stock - VN - Van - 20%

Mode	Average Fleet Age in Years
Demand Response	5.5