

# 2022 Annual Agency Profile - Lincoln County (NTD ID 40942)

**Mailing Address:** 720 JOHN HOWELL MEMORIAL DRIVE  
LINCOLNTON, NC 28092-3151

**Website:** <http://www.lincolncounty.org/tlc>

## Service Consumed

**Annual Unlinked Trips (UPT)** 34,404

## Service Supplied

**Annual Vehicle Revenue Miles (VRM)** 499,092

**Annual Vehicle Revenue Hours (VRH)** 27,932

**Vehicles Operated in Maximum Service (VOMS)** 16

## Assets

**Revenue Vehicles** 25  
**Service Vehicles** 1  
**Facilities** 0

## Modal Characteristics

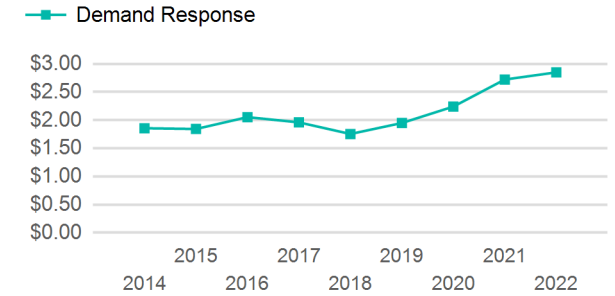
Mode	Annual Unlinked Passenger Trips	Directly Operated VOMS	Purchased Transportation VOMS	Annual Vehicle Revenue Miles	Annual Vehicle Revenue Hours
Demand Response	34,404	16	0	499,092	27,932
<b>Total</b>	<b>34,404</b>	<b>16</b>	<b>0</b>	<b>499,092</b>	<b>27,932</b>

## Service Efficiency

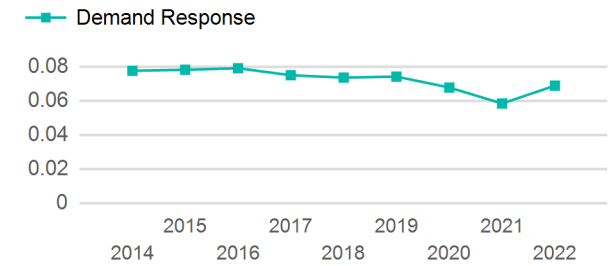
## Service Effectiveness

Mode	OE per VRM	OE per VRH	UPT per VRM	UPT per VRH	OE per UPT
Demand Response	\$2.85	\$50.91	0.1	1.2	\$41.34
<b>Total</b>	<b>\$2.85</b>	<b>\$50.91</b>	<b>0.1</b>	<b>1.2</b>	<b>\$41.34</b>

## Operating Expenses per Vehicle Revenue Mile



## Unlinked Passenger Trip per Vehicle Revenue Mile



# 2022 Annual Agency Profile - Lincoln County (NTD ID 40942)

## 2022 Funding Breakdown

### Summary of Operating Expenses (OE)

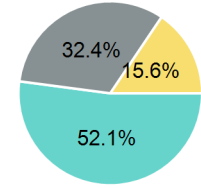
Mode	Operating Expenses	Fare Revenues
Demand Response	\$1,422,122	\$0
<b>Total</b>	<b>\$1,422,122</b>	<b>\$0</b>

### Sources of Operating Funds Expended

Directly Generated	\$740,691
Federal Government	\$460,205
Local Government	\$0
State Government	\$221,226
<b>Total Operating Funds Expended</b>	<b>\$1,422,122</b>

### Operating Funding Sources

■ Directly Generated  
■ Federal Government  
■ Local Government  
■ State Government

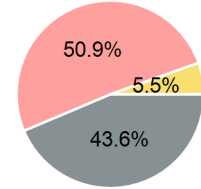


### Sources of Capital Funds Expended

Directly Generated	\$0
Federal Government	\$7,920
Local Government	\$9,240
State Government	\$990
<b>Total Capital Funds Expended</b>	<b>\$18,150</b>

### Capital Funding Sources

■ Directly Generated  
■ Federal Government  
■ Local Government  
■ State Government



## 2022 Asset Management

<b>Transit Asset Management (TAM) Tier</b>	Tier II	<b>TAM Sponsor NTD ID</b>	4R06
--	---------	---------------------------	------

### Metrics

#### 2022 Performance Measure - Asset - 2023 Target (% not in State of Good Repair)

Equipment - Automobiles - 20%  
 Equipment - Trucks and other Rubber Tire Vehicles - 20%  
 Facility - Administrative / Maintenance Facilities - 20%  
 Facility - Passenger / Parking Facilities - 20%  
 Rolling Stock - BU - Bus - 20%  
 Rolling Stock - CU - Cutaway - 20%  
 Rolling Stock - FB - Ferryboat - 20%  
 Rolling Stock - MV - Minivan - 20%  
 Rolling Stock - OR - Other - 20%  
 Rolling Stock - SB - School Bus - 20%  
 Rolling Stock - SV - Sports Utility Vehicle - 20%  
 Rolling Stock - VN - Van - 20%

Mode	Average Fleet Age in Years
Demand Response	4.5