

# 2022 Annual Agency Profile - Johnston Co. Council on Aging Inc. (NTD ID 40943)

**Mailing Address:** 1363 W MARKET ST  
SMITHFIELD, NC 27577-3340

**Website:** <http://www.jcats.org>

## Service Consumed

**Annual Unlinked Trips (UPT)** 82,864

North Carolina Non-UZA, Raleigh, NC

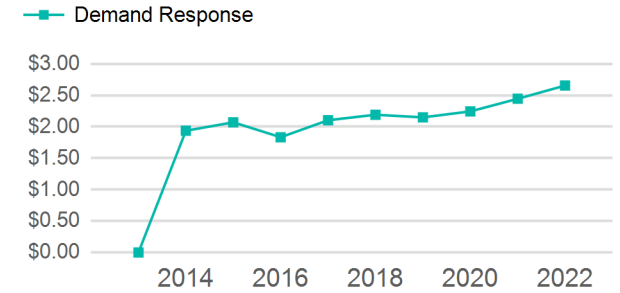
## Assets

**Revenue Vehicles** 39  
**Service Vehicles** 0  
**Facilities** 2

## Service Supplied

**Annual Vehicle Revenue Miles (VRM)** 1,073,180  
**Annual Vehicle Revenue Hours (VRH)** 62,020  
**Vehicles Operated in Maximum Service (VOMS)** 25

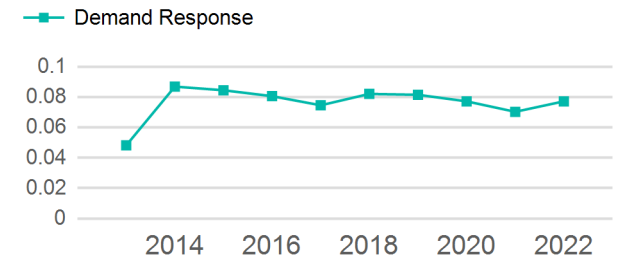
## Operating Expenses per Vehicle Revenue Mile



## Modal Characteristics

Mode	Annual Unlinked Passenger Trips	Directly Operated VOMS	Purchased Transportation VOMS	Annual Vehicle Revenue Miles	Annual Vehicle Revenue Hours
Demand Response	82,864	25	0	1,073,180	62,020
<b>Total</b>	<b>82,864</b>	<b>25</b>	<b>0</b>	<b>1,073,180</b>	<b>62,020</b>

## Unlinked Passenger Trip per Vehicle Revenue Mile



## Metrics

Mode	Service Efficiency		Service Effectiveness		
	OE per VRM	OE per VRH	UPT per VRM	UPT per VRH	OE per UPT
Demand Response	\$2.66	\$45.94	0.1	1.3	\$34.39
<b>Total</b>	<b>\$2.66</b>	<b>\$45.94</b>	<b>0.1</b>	<b>1.3</b>	<b>\$34.39</b>

# 2022 Annual Agency Profile - Johnston Co. Council on Aging Inc. (NTD ID 40943)

## 2022 Funding Breakdown

### Summary of Operating Expenses (OE)

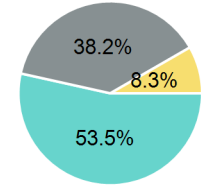
Mode	Operating Expenses	Fare Revenues
Demand Response	\$2,849,443	\$21,140
<b>Total</b>	<b>\$2,849,443</b>	<b>\$21,140</b>

### Sources of Operating Funds Expended

Directly Generated	\$1,523,463
Federal Government	\$1,089,306
Local Government	\$0
State Government	\$236,674
<b>Total Operating Funds Expended</b>	<b>\$2,849,443</b>

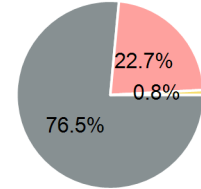
### Operating Funding Sources

■ Directly Generated  
■ Federal Government  
■ Local Government  
■ State Government



### Capital Funding Sources

■ Directly Generated  
■ Federal Government  
■ Local Government  
■ State Government



### Sources of Capital Funds Expended

Directly Generated	\$0
Federal Government	\$1,620,827
Local Government	\$480,620
State Government	\$17,775
<b>Total Capital Funds Expended</b>	<b>\$2,119,222</b>

## 2022 Asset Management

<b>Transit Asset Management (TAM) Tier</b>	Tier II	<b>TAM Sponsor NTD ID</b>	4R06
--	---------	---------------------------	------

### Metrics

#### 2022 Performance Measure - Asset - 2023 Target (% not in State of Good Repair)

- Equipment - Automobiles - 20%
- Equipment - Trucks and other Rubber Tire Vehicles - 20%
- Facility - Administrative / Maintenance Facilities - 20%
- Facility - Passenger / Parking Facilities - 20%
- Rolling Stock - BU - Bus - 20%
- Rolling Stock - CU - Cutaway - 20%
- Rolling Stock - FB - Ferryboat - 20%
- Rolling Stock - MV - Minivan - 20%
- Rolling Stock - OR - Other - 20%
- Rolling Stock - SB - School Bus - 20%
- Rolling Stock - SV - Sports Utility Vehicle - 20%
- Rolling Stock - VN - Van - 20%

Mode	Average Fleet Age in Years
Demand Response	4.0