

2022 Annual Agency Profile - Carteret County (NTD ID 40944)

Mailing Address: 302 COURT HOUSE SQ
BEAUFORT, NC 28516-6709

Website: <http://www.carteretcountygov.org>

Service Consumed

Annual Unlinked Trips (UPT) 52,937

Service Supplied

Annual Vehicle Revenue Miles (VRM) 452,021

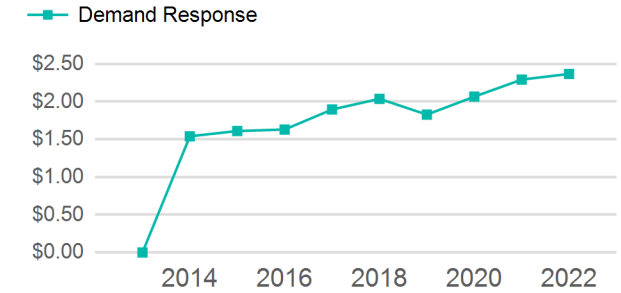
Annual Vehicle Revenue Hours (VRH) 25,753

Vehicles Operated in Maximum Service (VOMS) 12

Assets

Revenue Vehicles 17
Service Vehicles 0
Facilities 0

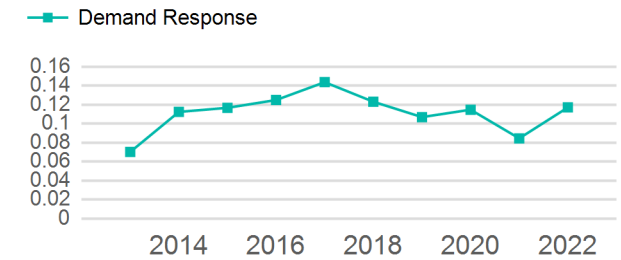
Operating Expenses per Vehicle Revenue Mile



Modal Characteristics

Mode	Annual Unlinked Passenger Trips	Directly Operated VOMS	Purchased Transportation VOMS	Annual Vehicle Revenue Miles	Annual Vehicle Revenue Hours
Demand Response	52,937	12	0	452,021	25,753
Total	52,937	12	0	452,021	25,753

Unlinked Passenger Trip per Vehicle Revenue Mile



Mode	Service Efficiency		Service Effectiveness		
	OE per VRM	OE per VRH	UPT per VRM	UPT per VRH	OE per UPT
Demand Response	\$2.37	\$41.55	0.1	2.1	\$20.21
Total	\$2.37	\$41.55	0.1	2.1	\$20.21

2022 Annual Agency Profile - Carteret County (NTD ID 40944)

2022 Funding Breakdown

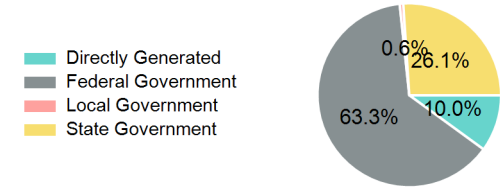
Summary of Operating Expenses (OE)

Mode	Operating Expenses	Fare Revenues
Demand Response	\$1,069,983	\$72,171
Total	\$1,069,983	\$72,171

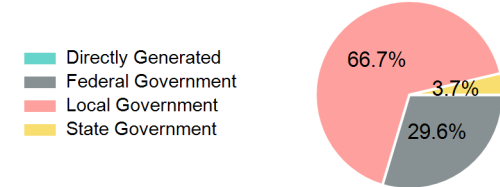
Sources of Operating Funds Expended

Directly Generated	\$107,018
Federal Government	\$677,516
Local Government	\$6,675
State Government	\$278,774
Total Operating Funds Expended	\$1,069,983

Operating Funding Sources



Capital Funding Sources



Sources of Capital Funds Expended

Directly Generated	\$0
Federal Government	\$53,533
Local Government	\$120,503
State Government	\$6,642
Total Capital Funds Expended	\$180,678

2022 Asset Management

Transit Asset Management (TAM) Tier	Tier II	TAM Sponsor NTD ID	4R06
--	---------	---------------------------	------

Metrics

2022 Performance Measure - Asset - 2023 Target (% not in State of Good Repair)

- Equipment - Automobiles - 20%
- Equipment - Trucks and other Rubber Tire Vehicles - 20%
- Facility - Administrative / Maintenance Facilities - 20%
- Facility - Passenger / Parking Facilities - 20%
- Rolling Stock - BU - Bus - 20%
- Rolling Stock - CU - Cutaway - 20%
- Rolling Stock - FB - Ferryboat - 20%
- Rolling Stock - MV - Minivan - 20%
- Rolling Stock - OR - Other - 20%
- Rolling Stock - SB - School Bus - 20%
- Rolling Stock - SV - Sports Utility Vehicle - 20%
- Rolling Stock - VN - Van - 20%

Mode	Average Fleet Age in Years
Demand Response	3.3