

2022 Annual Agency Profile - Gates County (NTD ID 40947)

Mailing Address: 35 Medical Center Road
Gatesville, NC 27938-0141

Website: <http://www.gatescounty.govoffice2.com>

Service Consumed

Annual Unlinked Trips (UPT) 12,543

Service Supplied

Annual Vehicle Revenue Miles (VRM) 255,320

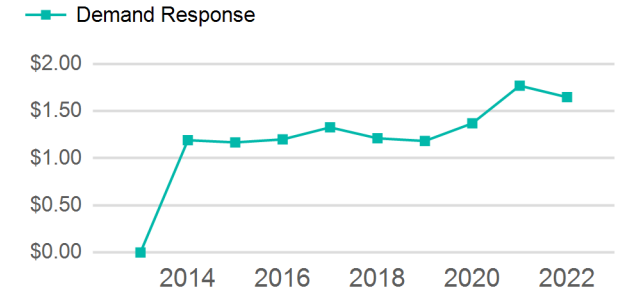
Annual Vehicle Revenue Hours (VRH) 7,841

Vehicles Operated in Maximum Service (VOMS) 4

Assets

Revenue Vehicles 9
Service Vehicles 0
Facilities 1

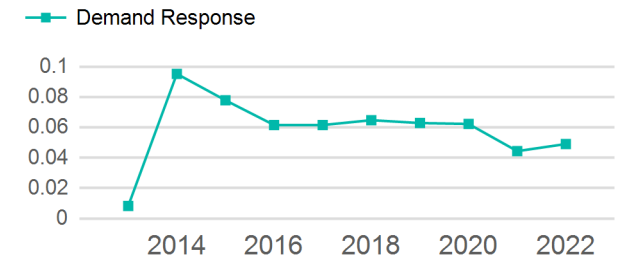
Operating Expenses per Vehicle Revenue Mile



Modal Characteristics

Mode	Annual Unlinked Passenger Trips	Directly Operated VOMS	Purchased Transportation VOMS	Annual Vehicle Revenue Miles	Annual Vehicle Revenue Hours
Demand Response	12,543	4	0	255,320	7,841
Total	12,543	4	0	255,320	7,841

Unlinked Passenger Trip per Vehicle Revenue Mile



Mode	Service Efficiency		Service Effectiveness		
	OE per VRM	OE per VRH	UPT per VRM	UPT per VRH	OE per UPT
Demand Response	\$1.65	\$53.62	0.0	1.6	\$33.52
Total	\$1.65	\$53.62	0.0	1.6	\$33.52

2022 Annual Agency Profile - Gates County (NTD ID 40947)

2022 Funding Breakdown

Summary of Operating Expenses (OE)

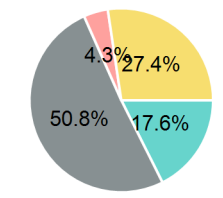
Mode	Operating Expenses	Fare Revenues
Demand Response	\$420,428	\$6,424
Total	\$420,428	\$6,424

Sources of Operating Funds Expended

Directly Generated	\$73,930
Federal Government	\$213,444
Local Government	\$18,000
State Government	\$115,054
Total Operating Funds Expended	\$420,428

Operating Funding Sources

■ Directly Generated
■ Federal Government
■ Local Government
■ State Government

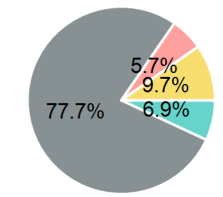


Sources of Capital Funds Expended

Directly Generated	\$2,198
Federal Government	\$24,610
Local Government	\$1,800
State Government	\$3,076
Total Capital Funds Expended	\$31,684

Capital Funding Sources

■ Directly Generated
■ Federal Government
■ Local Government
■ State Government



2022 Asset Management

Transit Asset Management (TAM) Tier	Tier II	TAM Sponsor NTD ID	4R06
--------------------------------------------	---------	---------------------------	------

Metrics

2022 Performance Measure - Asset - 2023 Target (% not in State of Good Repair)

- Equipment - Automobiles - 20%
- Equipment - Trucks and other Rubber Tire Vehicles - 20%
- Facility - Administrative / Maintenance Facilities - 20%
- Facility - Passenger / Parking Facilities - 20%
- Rolling Stock - BU - Bus - 20%
- Rolling Stock - CU - Cutaway - 20%
- Rolling Stock - FB - Ferryboat - 20%
- Rolling Stock - MV - Minivan - 20%
- Rolling Stock - OR - Other - 20%
- Rolling Stock - SB - School Bus - 20%
- Rolling Stock - SV - Sports Utility Vehicle - 20%
- Rolling Stock - VN - Van - 20%

Mode	Average Fleet Age in Years
Demand Response	3.7